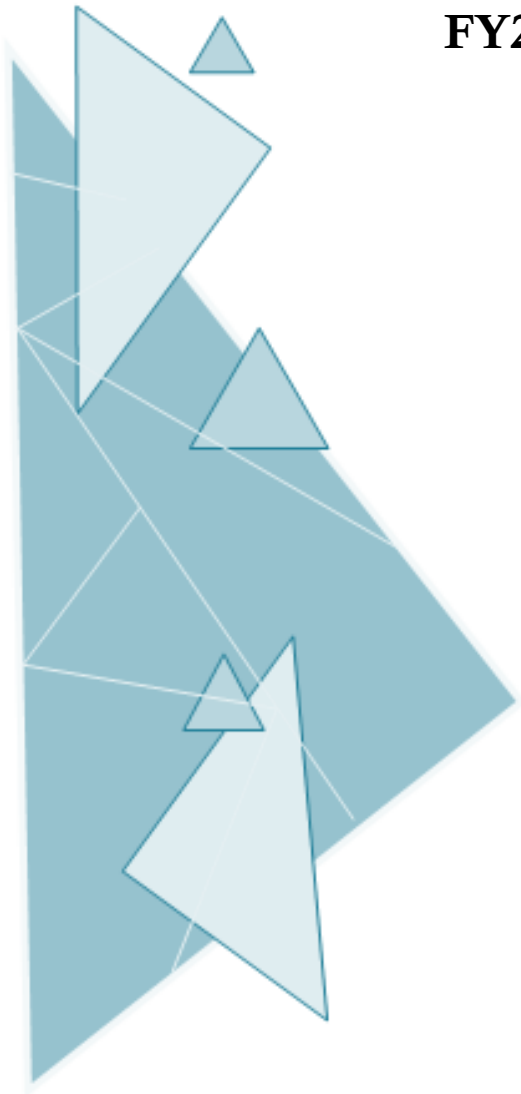


EASTERN IOWA MHDS REGION

FY20 ANNUAL REPORT



**SUBMITTED
11/30/20**

GEOGRAPHIC AREA: Cedar, Clinton, Jackson, Muscatine and Scott County
APPROVED BY ADULT ADVISORY COMMITTEE: 01/25/21
APPROVED BY EI REGION GOVERNING BOARD: 01/25/21



Table of Contents

Introduction	3
A. Services Provided and Individuals Served.....	5
Table A. Number of Individuals Served for Each Service by Diagnostic Category	5
Table B. Unduplicated Count of Individuals by Age and Diagnostic Category	5
B. Regionally Designated Intensive Mental Health Services	10
C. Financials.....	12
Table C. Expenditures.....	12
Table D. Revenues.....	18
Table E. County Levies	19
D. Status of Service Development in FY2020	19
E. Outcomes/Regional Accomplishments in FY2020	21

Introduction

The Eastern Iowa MHDS Region, hereafter referred to as the EI Region, was formed under Iowa Code Chapter 28E to create a Mental Health and Disability Service Region in compliance with Iowa Code 331.390.

The EI Region provides coordination and financial support for mental health and disability services on behalf of individuals located in Cedar, Clinton, Jackson, Muscatine and Scott counties. The population total for the Region is 300,308 according to the 2017 census.

In compliance with IAC 441-25, the EI Regional Management Plan includes three parts: Annual Service and Budget Plan, Policies and Procedures Manual, and the Annual Report. All reports are available on the Region's and the Department of Human Service's (DHS) websites:

- <https://easterniowamhds.org>
- <https://dhs.iowa.gov>

The EI Region Governing Board of Directors for FY 20:

<u>Governing Board Members</u>	<u>Representing</u>	<u>Voting Member</u>
Dawn Smith	Cedar County Board of Supervisor Representative	Yes
Jim Irwin	Clinton County Board of Supervisor Representative	Yes
John Willey	Jackson County Board of Supervisor Representative	Yes
Jeff Sorensen	Muscatine County Board of Supervisor Representative	Yes
Ken Beck	Scott County Board of Supervisor Representative	Yes
Lynne Hilgendorf	Adults/Actively Involved Relatives of an Adult who Utilizes Mental Health and Disability Services Representative <i>(designated by the regional adult mental health and disability services advisory committee)</i>	No
Nancy Nauman	Regional MHDS Adult Service Providers <i>(designated by the regional adult mental health and disability services advisory committee)</i>	No

The EI Region Advisory Board Members for FY 20:

<u>Adult Advisory Board Members</u>	<u>Representing</u>
Open	Cedar County Individual Representing Service Providers
Open	Cedar County Active Relative/Individual Utilizing Services
Melissa Peterson	Clinton County Individual Representing Service Providers
Lynne Hilgendorf	Clinton County Active Relative/Individual Utilizing Services
Susie Ruchotzke	Jackson County Individual Representing Service Providers
Holly Parmer	Jackson county Active Relative/Individual Utilizing Services
Nancy Nauman	Muscatine County Individual Representing Service Providers
Luana Gredell	Muscatine County Active Relative/Individual Utilizing Services
Richard Whitaker, PhD	Scott County Individual Representing Service Providers
Open	Scott County Active Relative/Individual Utilizing Services

Julie Tischuk	Cedar County Community Services Director
Becky Eskildsen	Clinton County Community Services Director
Lynn Bopes	Jackson County Community Services Director
Felicia Toppert	Muscatine County Community Services Director
Lori Elam	Scott County Community Services Director/EI Region CEO
John Willey	A Director of the EI Region Governing Board

The FY2020 Annual Report for the EI Region covers the period of July 1, 2019 to June 30, 2020. The Annual Report includes documentation of the status of service development, services actually provided, individuals served, designated intensive mental health services, a financial statement including revenues, expenditures and levies and specific regional outcomes for the year.

This is the sixth year for submitting an Annual Report as a Region. The challenges of operating as a Region continue to be a journey in learning and discovery for all those responsible for successfully implementing the redesign of the county mental health system as envisioned under SF2315.

A. Services Provided and Individuals Served

This section includes:

- The number of individuals in each diagnostic category funded for each service
- Unduplicated count of individuals funded by age and diagnostic category
- Regionally designated Intensive Mental Health Services

Table A. Number of Individuals Served for Each Service by Diagnostic Category

Disability Group	Children	Adult	Unduplicated Total	DG
Mental Illness	163	2359	2522	40
Mental Illness, Intellectual Disabilities	1	47	48	40, 42
Mental Illness, Intellectual Disabilities, Other Developmental Disabilities	0	1	1	40, 42, 43
Mental Illness, Intellectual Disabilities, Brain Injury	0	2	2	40, 42, 47
Mental Illness, Other Developmental Disabilities	0	8	8	40, 43
Intellectual Disabilities	1	220	221	42
Intellectual Disabilities, Other Developmental Disabilities	0	5	5	42, 43
Other Developmental Disabilities	0	15	15	43
Brain Injury	0	5	5	47
Total	165	2662	2827	

Table B. Unduplicated Count of Individuals by Age and Diagnostic Category

FY 2020 Actual GAAP	Eastern Iowa MHDS Region	MI (40)		ID(42)		DD(43)		BI (47)		Other		Total
		A	C	A	C	A	C	A	C	A	C	
	Comprehensive Facility and Community Based Treatment											
Core												
	Treatment											
42305	Psychotherapeutic Treatment - Outpatient	527	1									528
42306	Psychotherapeutic Treatment - Medication Prescribing	274		10								284
43301	Evaluation (Non Crisis) - Assessment and Evaluation	1										1
71319	State MHI Inpatient - Per diem charges	12										12
73319	Other Priv./Public Hospitals - Inpatient per diem charges	33	3									36
	Basic Crisis Response											
44301	Crisis Evaluation	2										2
44313	Crisis Stabilization Residential Service (CSRS)	2										2
	Sub-Acute Services											
	Support for Community Living											

32329	Support Services - Supported Community Living	59		4		14						77
	Support For Employment											
50362	Voc/Day - Prevocational Services			1				1				2
50364	Voc/Day - Job Development	1		1		1						3
50367	Day Habilitation	16		3				2				21
50368	Voc/Day - Individual Supported Employment	2		8		3						13
	Recovery Services											
45366	Peer Family Support - Peer Support Services	1										1
	Service Coordination											
24376	Health Homes Coordination - Coordination Services	10				1						11
	Core Evidence Based Treatment											
42398	Assertive Community Treatment (ACT)	15										15
	Core Subtotals:	955	4	27		19		3				1008
Mandated												
74XXX	Commitment Related (except 301)	473	105									578
75XXX	Mental health advocate	393	43		1							437
	Mandated Subtotals:	866	148		1							1015
Core Plus												
	Justice System Involved Services											
46305	Mental Health Services in Jails	57	1									58
	Additional Core Evidence Based Treatment											
42397	Psychotherapeutic Treatment - Psychiatric Rehabilitation	1										1
	Core Plus Subtotals:	58	1									59
Other Informational Services												
04372	Planning and/or Consultation Services (Client Related)	96		103		10						209
	Other Informational Services Subtotals:	96		103		10						209
Community Living Support Services												
22XXX	Services management	186	51									237
23376	Crisis Care Coordination - Coordination Services	91										91
31XXX	Transportation	99	1	7		2						109
32326	Support Services - Guardian/Conservator	44		55	1	4						104
32327	Support Services - Representative Payee	490	7	90		9						596
33340	Basic Needs - Rent Payments	3										3
33345	Basic Needs - Ongoing Rent Subsidy	10										10
33399	Basic Needs - Other	1										1
41305	Physiological Treatment - Outpatient	1										1
41306	Physiological Treatment - Prescription Medicine/Vaccines	39										39

42396	Psychotherapeutic Treatment - Community Support Programs	24										24
42399	Psychotherapeutic Treatment - Other	5										5
46306	Prescription Medication (Psychiatric Medications in Jail)	549	41									590
63XXX	RCF 1-5 beds	1										1
	Community Living Support Services Subtotals:	1543	100	152	1	15						1811
Congregate Services												
50360	Voc/Day - Sheltered Workshop Services	34		160		7		4				205
64XXX	ICF-6 and over beds	1										1
64XXX	RCF-6 and over beds	110		2								112
	Congregate Services Subtotals:	145		162		7		4				318
Administration												
Uncategorized												
Regional Totals:		3663	253	444	2	51		7				4420

In the EI Region, the crisis system is funded under a block grant methodology which means it is a sum of money that is awarded to help fund specific programs. Because of this method of allocation, the number of “Unduplicated Count” of Individuals by Age and Diagnostic Category on Table B for several of the COA Codes does not have data that accurately reflects the number of individuals actually served. Explanations of the data and charts, which are included below, are described and analyzed for trends relating to usage and actual numbers served:

- COA 44310-Crisis Evaluation
- COA 44313-Crisis Stabilization Residential Service (CSRS)
- COA 45366-Peer Family Support - Peer Support Services

Chart of Accounts (COA) 44301 “Crisis Evaluation” Explanation:

In Year One of the EI Region Crisis System and contract, we embedded telehealth services into seven emergency departments located within our Region. Emergency Departments (ED’s) were provided equipment and training so they could access a Licensed Mental Health Professional twenty four hours per day, seven days per week. Our rationale to provide this service is that every individual who presents to the ED does not require an inpatient behavioral health stay but instead, they need to receive the level of care that provides the least restrictive environment. A Licensed Mental Health Professional is available via telehealth to assess the individual and provide that information to the treating ED physician. If the ED physician agrees with the recommendation of the telehealth assessment, believes they are safe to discharge *and* if the individual agrees to further assistance, a “hand off” is made by an ED Care Coordinator, also known as the “pitcher”, to an EI Region Community Based Care Coordinator, known as the “catcher”, in order to assist with services post discharge.

The data chart below show actual numbers of *duplicated* individuals served under Crisis Evaluations. This data is pulled from Electronic Medical Records and Care Coordinator metric sheets provided by the EI Region Crisis System. The chart provides data for telehealth and in particular, comparison data provided for the fiscal year of 2020 and 2019.

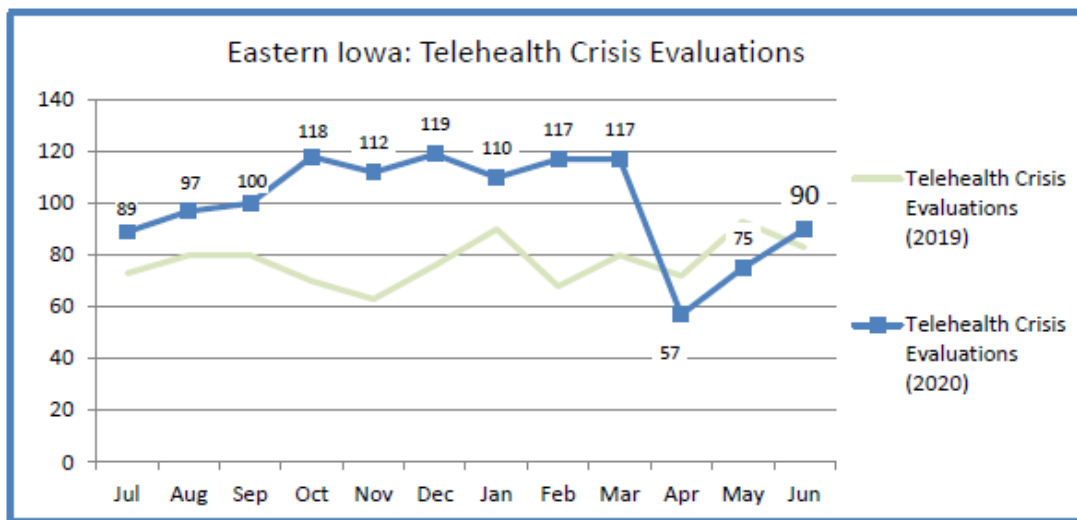


Chart of Accounts (COA) 44313 “Crisis Stabilization Residential Service (CSRS)” Explanation:

As stated above, in the EI Region, our crisis system is funded under a block grant methodology. Because of this method of allocation, the number of “Unduplicated Count” of Individuals by Age and Diagnostic Category for COA Code 44313, Crisis Stabilization Residential Service on Table B, does not have data that accurately reflects the number of individuals actually served.

Crisis Stabilization Residential Services are provided by Vera French Community Mental Health Center and are available to provide a short term stay for stabilization that are less than five (5) days for residents within the five counties. It provides an alternative to hospitalization that creates another time and space for further evaluation and linkage to services within the EI Region Crisis System.

In analyzing the data in the table below, the EI Region recognized usage was low for FY 20. Strategies were implemented to increase admissions. Some of the strategies utilized were the staff at the Crisis Residential called daily to local ED’s to remind them of bed availability, they coordinated with local agencies and Care Coordinators including Pitchers and Catchers, who are staff embedded within the EI Region Crisis System, to determine if any individuals in crisis were appropriate referrals for the service. The staff at Vera French CMHC also re-trained staff and promoted the service as a continuum of care to other agencies within the Region to increase access and admission levels.

The data chart below shows actual numbers of *duplicated* individuals served under Crisis Stabilization Residential Service. Please note the data chart below that indicates *Referrals Received* and *Admissions Completed* (Scott County) just indicated the physical location of the Center. This data is pulled from the EI Region Crisis System Care Coordinator metric sheets and provides additional data for the fiscal year of 2020 not captured in the table B above.

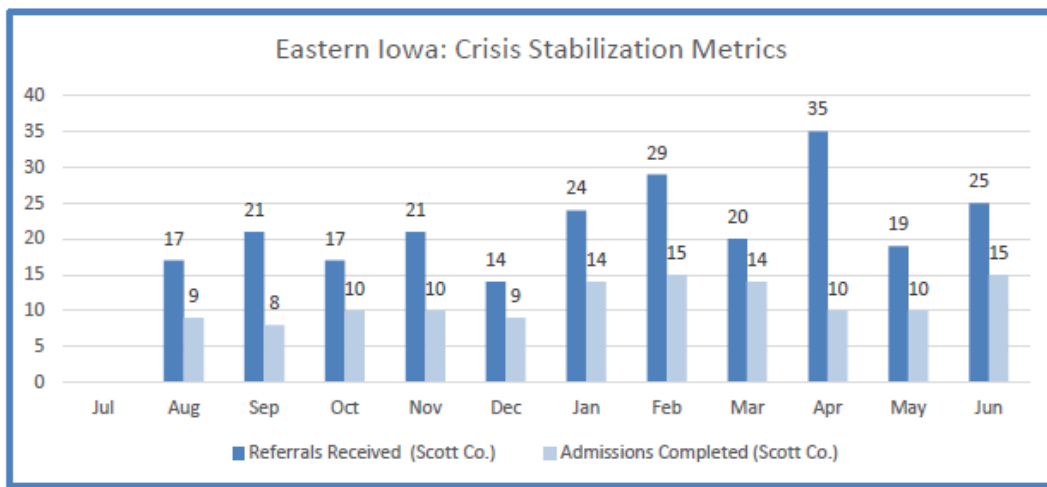


Chart of Accounts (COA) 45366 “Peer Family Support - Peer Support Services” Explanation:

Even though Peer-Family Support Services are not considered traditional “Crisis Services”, these are services that are managed under the same contract with the Robert Young Center, the provider that oversees the EI Region Crisis System. Because of the Block Grant methodology of allocation, the number of “Unduplicated Count” of Individuals by Age and Diagnostic Category for COA Code 45366, Peer-Family Support Services, as stated previously on Table B, does not have data that accurately reflects the number of individuals actually served.

Chart 1:

Rhonda’s House: Respite Services provided by Life Connections, Iowa’s first Peer Run Respite Home which is located at 1131 Hospital Drive in Dewitt, Iowa, offers a brief respite for adults experiencing a mental health crisis. A Peer Support Line at Life Connections for the EI Region also was implemented during the months of April through June due to declining numbers of admissions at Rhonda’s House and several weeks of not accepting guests due to the pandemic.

Additional data was obtained from the Peer Respite Rhonda’s House staff to include metrics for the months of July-December 2019 that was not captured by metric sheets due to the ongoing development of data to be collected. In July of 2019, 7 individuals were admitted, in September of 2019, 12 individuals were admitted, October of 2019 12 individuals were admitted, November of 2019 11 individuals were admitted and in December of 2019, 6 individuals were admitted to the home.

Please note the data chart below that indicates *Referrals Received* and *Admissions Completed* (Clinton County) just indicated the physical location of the Center.

Chart 2:

Three agencies; Muscatine Community Social Action (MCSA), Life Connections Wellness Center and Vera French CMHC, as part of the EI Region’s Crisis continuum of care, provided Peer Recovery services and supports within the Region to individuals experiencing mental health and substance abuse addiction issues. Individuals who wish to work on recovery goals and situations before getting into a crisis are welcome. MCSA services were implemented in September of 2019, the same month that data collection began. Also, because of COVID, the three agencies needed to provide services in a virtual manner during the months of March through June 2020 and data did decline slightly as the table indicates.

The data chart below show actual numbers of *duplicated* individuals served under the COA Code on Peer-Family Support Services. This data is pulled from the EI Region Crisis System metric sheets and provides more thorough data for the fiscal year of 2020 that was not captured in Table B.

Please note the data in Chart 2 below indicates the physical locations of the Centers are in Clinton, Scott and Muscatine Counties:

Chart 1:

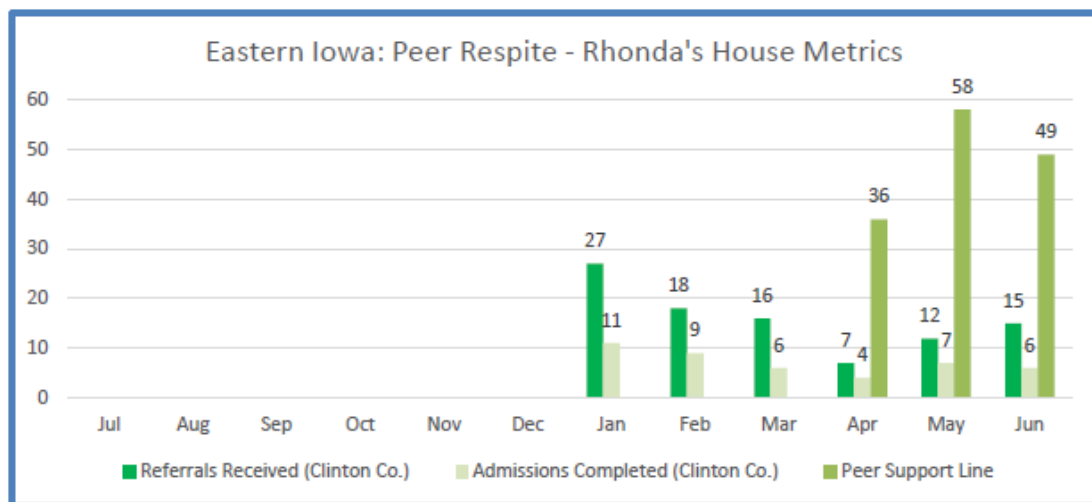
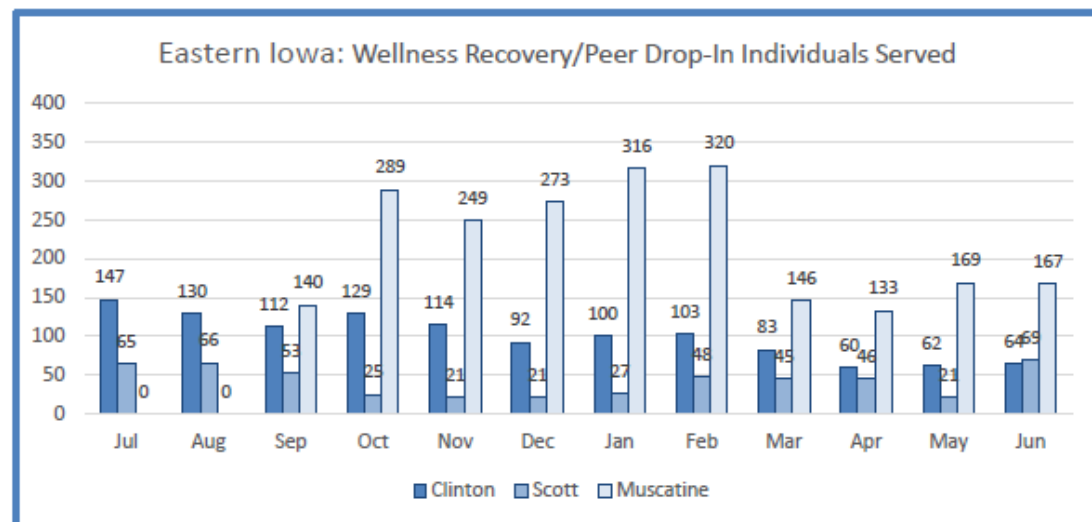


Chart 2:



B. Regionally Designated Intensive Mental Health Services

1) **An Access Center**, per IAC 441-25.6(1) meets the following requirements:

- Immediate intake assessment and screening that includes but is not limited to mental and physical conditions, suicide risk, brain injury, and substance use.
- Comprehensive person-centered mental health assessments by appropriately licensed or credentialed professionals.
- Comprehensive person-centered substance use disorder assessments by appropriately licensed or credentialed professional.
- Peer support services.
- Mental health treatment.
- Substance abuse treatment.

- Physical health services.
- Care coordination.
- Service navigation and linkage to needed services.

The EI Region Governing Board continues to express concerns about the mandates given to the Regions without a long term funding solution however, they do *plan* to designate a provider(s) as an **Access Center** that meets the requirements according to IAC 441—25.6(1) in a coordinated manner in one (1) or more locations within the upcoming fiscal year.

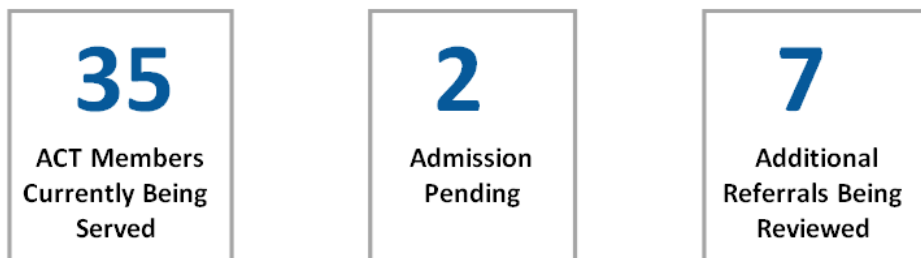
<u>Date Designated</u>	<u>Access Center</u>
TBD*	<i>*Mental Health Access Center</i>

2) Assertive Community Treatment (ACT) are teams which have been evaluated for program fidelity, including a peer review as required by subrule 25.6(2), and documentation of each team's most recent fidelity score.

Vera French Community Mental health Center is the preferred provider for ACT services in the EI Region and is available to serve all five counties. The agency's main headquarters are located in Davenport (Scott County), IA.
*This report does not include a Fidelity Score and official date of designation for several reasons; in late fall, the Region experienced an upheaval due to the potential loss of a member county. Secondly, as Regional staff prepared to complete the reviews with the agency in the spring, the COVID-19 pandemic interrupted the ability to meet face to face for a review. The plan is to work with the agency in the future to assess fidelity once assured the pandemic has lessened.

<u>Date Designated</u>	<u>ACT Teams</u>	<u>Fidelity Score</u>
*TBD	<i>Vera French Community Mental Health Center/1441 W. Central Park Ave Davenport, IA</i>	*

Data provided by Vera French in regard to ACT as of 6/30/2020:



UPDATE ON ACT MEMBERS:

- 56 members have signed ACT agreement (2 changed their minds).
- 21 total members discharged. Members have gone to residential, Habilitation homes, left the area, or staff has been unable to locate for over one month with regular attempts to locate. Several have quit, then returned to the program.

3) A Subacute service provider, meeting the criteria and licensed by the Department of Inspections and Appeals, are planned to be designated by the EI Region however, there is no official date of designation and or agency as of yet.

*In December of 2019, our anticipated provider of Sub-acute services, Hillcrest, notified the EI Region they were closing their Sub-acute program located in Dubuque. Up until this point, the Region had been in active

communication with the agency to develop a contract for services. While no formal contract had been put in place, the EI Region, per verbal agreement, had been able to access the service on several occasions.

Date Designated	Subacute
*	*

4) An Intensive Residential Service provider, meeting the following requirements:

- Enrolled as an HCBS 1915(i) habilitation or an HCBS 1915(c) intellectual disability waiver supported community living provider.
- Provide staffing 24 hours a day, 7 days a week, 365 days a year.
- Maintain staffing ratio of one staff to every two and on-half residents.
- Ensure that all staff have the minimum qualifications required.
- Provider coordination with the individual's clinical mental health and physical health treatment, and other services and support.
- Provide clinical oversight by a mental health professional
- Have a written cooperative agreement with an outpatient provider.
- Be licensed as a substance abuse treatment program or have a written cooperative agreement.
- Accept and service eligible individuals who are court-ordered.
- Provide services to eligible individuals on a no reject, no eject basis.
- Serve no more than five individuals at a site.
- Be located in a neighborhood setting to maximize community integration and natural supports.
- Demonstrate specialization in serving individuals with an SPMI or multi-occurring conditions and serve individuals with similar conditions in the same site.

The EI Region has not designated a provider for **Intensive Residential Services** as the Region does not have the funds to pay for such service and there are no providers willing to provide this service.

Date Designated	Intensive Residential Services
	<i>TBD based on finances and provider availability and agreement</i>

C. Financials

Table C. Expenditures

FY 2020 Accrual	Eastern Iowa MHDS Region	MI (40)	ID(42)	DD(43)	BI (47)	Admin (44)	Total
Core Domains							
COA	Treatment						
42305	Mental health outpatient therapy **	\$ 151,529	\$ 15,000				\$ 166,529
42306	Medication prescribing & management **	\$ 338,730	\$ 9,488				\$ 348,217
43301	Assessment, evaluation, and early identification **	\$ 375					\$ 375
71319	Mental health inpatient therapy-MHI	\$ 571,831					\$ 571,831
73319	Mental health inpatient therapy **	\$ 111,488					\$ 111,488
	Crisis Services						

32322	Personal emergency response system						\$ -
44301	Crisis evaluation	\$ 172,677					\$ 172,677
44302	23 hour crisis observation & holding						\$ -
44305	24 hour access to crisis response	\$ 1,052,848					\$ 1,052,848
44307	Mobile response **	\$ 468,750					\$ 468,750
44312	Crisis Stabilization community-based services **						\$ -
44313	Crisis Stabilization residential services **	\$ 476,446					\$ 476,446
44396	Access Centers: start-up / sustainability						\$ -
	Support for Community Living						
32320	Home health aide						\$ -
32325	Respite						\$ -
32328	Home & vehicle modifications						\$ -
32329	Supported community living	\$ 664,712	\$ 22,942	\$ 161,778			\$ 849,431
42329	Intensive residential services						\$ -
	Support for Employment						
50362	Prevocational services		\$ 3,015		\$ 16,457		\$ 19,472
50364	Job development	\$ 1,719	\$ 2,050	\$ 1,058			\$ 4,827
50367	Day habilitation	\$ 12,268	\$ 9,617		\$ 11,642		\$ 33,527
50368	Supported employment	\$ 13,727	\$ 25,882	\$ 9,546			\$ 49,156
50369	Group Supported employment-enclave						\$ -
	Recovery Services						
45323	Family support						\$ -
45366	Peer support	\$ 250					\$ 250
	Service Coordination						
21375	Case management						\$ -
24376	Health homes	\$ 4,016		\$ 160			\$ 4,176
	Sub-Acute Services						
63309	Subacute services-1-5 beds						\$ -
64309	Subacute services-6 and over beds						\$ -
	Core Evidenced Based Treatment						
04422	Education & Training Services - provider competency						\$ -
32396	Supported housing						\$ -
42398	Assertive community treatment (ACT)	\$ 166,212					\$ 166,212
45373	Family psychoeducation						\$ -
	Core Domains Total	\$ 4,207,579	\$ 87,994	\$ 172,542	\$ 28,099		\$ 4,496,214
Mandated Services							
46319	Oakdale						\$ -
72319	State resource centers						\$ -
74XXX	Commitment related (except 301)	\$ 228,749					\$ 228,749
75XXX	Mental health advocate	\$ 114,321	\$ 85				\$ 114,406
	Mandated Services Total	\$ 343,070	\$ 85	\$ -	\$ -		\$ 343,155

Additional Core Domains							
	Justice system-involved services						
25xxx	Coordination services						\$ -
44346	24 hour crisis line*						\$ -
44366	Warm line*						\$ -
46305	Mental health services in jails	\$ 163,023					\$ 163,023
46399	Justice system-involved services-other						\$ -
46422	Crisis prevention training						\$ -
46425	Mental health court related costs						\$ -
74301	Civil commitment prescreening evaluation	\$ 489,730					\$ 489,730
	Additional Core Evidenced based treatment						
42366	Peer self-help drop-in centers	\$ 699,470					\$ 699,470
42397	Psychiatric rehabilitation (IPR)	\$ 4,278					\$ 4,278
	Additional Core Domains Total	\$ 1,356,501	\$ -	\$ -	\$ -		\$ 1,356,501
Other Informational Services							
03371	Information & referral						\$ -
04372	Planning, consultation &/or early intervention (client related) **	\$ 46,680	\$ 45,966	\$ 5,581			\$ 98,227
04377	Provider Incentive Payment						\$ -
04399	Consultation Other						\$ -
04429	Planning and Management Consultants (non-client related)						\$ -
05373	Public education, prevention and education **						\$ -
	Other Informational Services Total	\$ 46,680	\$ 45,966	\$ 5,581	\$ -		\$ 98,227
Community Living Supports							
06399	Academic services						\$ -
22XXX	Services management	\$ 171,570					\$ 171,570
23376	Crisis care coordination	\$ 30,432					\$ 30,432
23399	Crisis care coordination other						\$ -
24399	Health home other						\$ -
31XXX	Transportation	\$ 24,264	\$ 3,980	\$ 2,979			\$ 31,222
32321	Chore services						\$ -
32326	Guardian/conservator	\$ 18,667	\$ 22,979	\$ 2,246			\$ 43,892
32327	Representative payee	\$ 402,982	\$ 23,465	\$ 3,032			\$ 429,480
32335	CDAC						\$ -
32399	Other support						\$ -
33330	Mobile meals						\$ -
33340	Rent payments (time limited)	\$ 150					\$ 150
33345	Ongoing rent subsidy	\$ 46,484					\$ 46,484
33399	Other basic needs	\$ 350					\$ 350
41305	Physiological outpatient treatment	\$ 615					\$ 615
41306	Prescription meds	\$ 3,796					\$ 3,796

41307	In-home nursing						\$ -
41308	Health supplies						\$ -
41399	Other physiological treatment						\$ -
42309	Partial hospitalization						\$ -
42310	Transitional living program						\$ -
42363	Day treatment						\$ -
42396	Community support programs	\$ 58,051					\$ 58,051
42399	Other psychotherapeutic treatment	\$ 125					\$ 125
43399	Other non-crisis evaluation						\$ -
44304	Emergency care						\$ -
44399	Other crisis services						\$ -
45399	Other family & peer support						\$ -
46306	Psychiatric medications in jail	\$ 97,127					\$ 97,127
50361	Vocational skills training						\$ -
50365	Supported education						\$ -
50399	Other vocational & day services						\$ -
63XXX	RCF 1-5 beds (63314, 63315 & 63316)	\$ 5,825					\$ 5,825
63XXX	ICF 1-5 beds (63317 & 63318)						\$ -
63329	SCL 1-5 beds						\$ -
63399	Other 1-5 beds						\$ -
	Community Living Supports	\$ 860,438	\$ 50,423	\$ 8,257	\$ -		\$ 919,118
Other Congregate Services							
50360	Work services (work activity/sheltered work)	\$ 118,854	\$ 387,539	\$ 20,037	\$ 7,741		\$ 534,170
64XXX	RCF 6 and over beds (64314, 64315 & 64316)	\$ 2,063,225	\$ 22,528				\$ 2,085,753
64XXX	ICF 6 and over beds (64317 & 64318)						\$ -
64329	SCL 6 and over beds						\$ -
64399	Other 6 and over beds						\$ -
	Other Congregate Services Total	\$ 2,182,079	\$ 410,066	\$ 20,037	\$ 7,741		\$ 2,619,923
Administration							
11XXX	Direct Administration					\$ 654,916	\$ 654,916
12XXX	Purchased Administration					\$ 120,783	\$ 120,783
	Administration Total				\$ 775,698.85	\$ 775,699	\$ 775,699
	Regional Totals	\$ 8,996,347	\$ 594,535	\$ 206,417	\$ 35,840	\$ 775,699	\$ 10,608,837
(45XX-XXX)County Provided Case Management							\$ -
(46XX-XXX)County Provided Services							\$ -
	Regional Grand Total						\$ 10,608,837

Transfer Numbers (Expenditures should only be counted when final expenditure is made for services/administration. Transfers are eliminated from budget to show true regional finances)

13951	Distribution to MHDS regional fiscal agent from member county	\$ 2,480,237
14951	MHDS fiscal agent reimbursement to MHDS regional member county	\$ 150,000

*24 hour crisis line and warm line are transitioning from additional core to state wide core services with state funding.

**Core services for children with a serious emotional disturbance (SED)

The four charts located below are visual illustrations of data with pronounced trends in expenditures by the EI Region for FY 2020

Chart 1

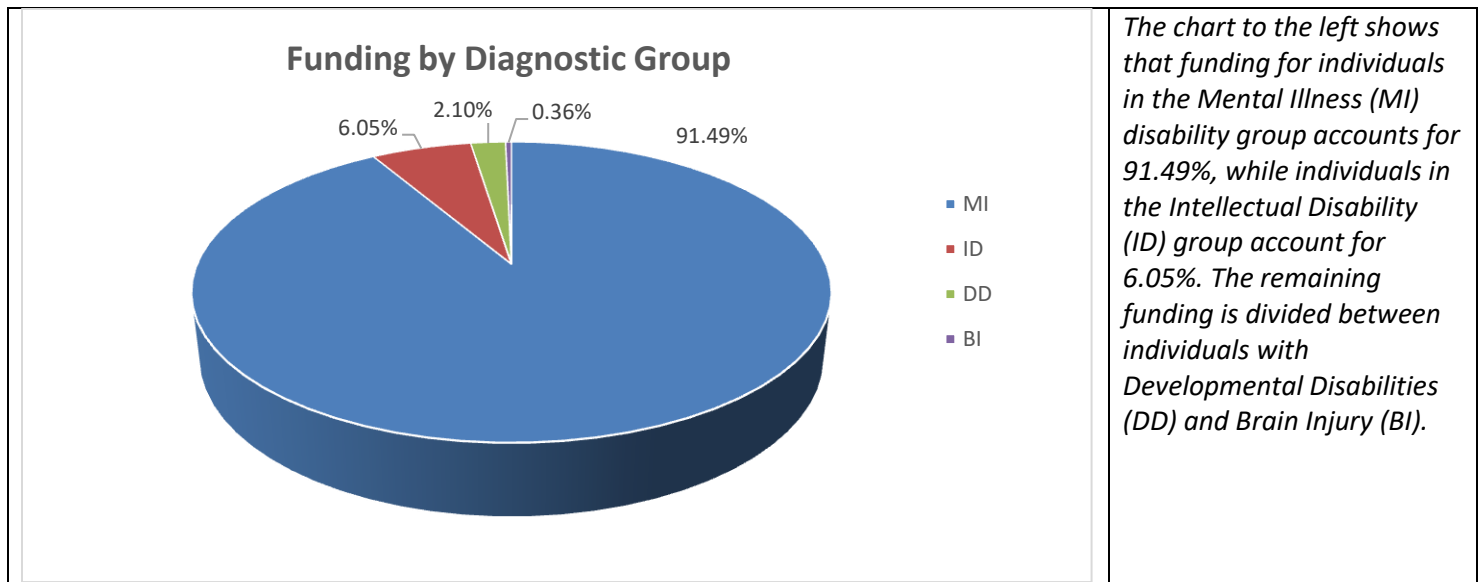


Chart 2

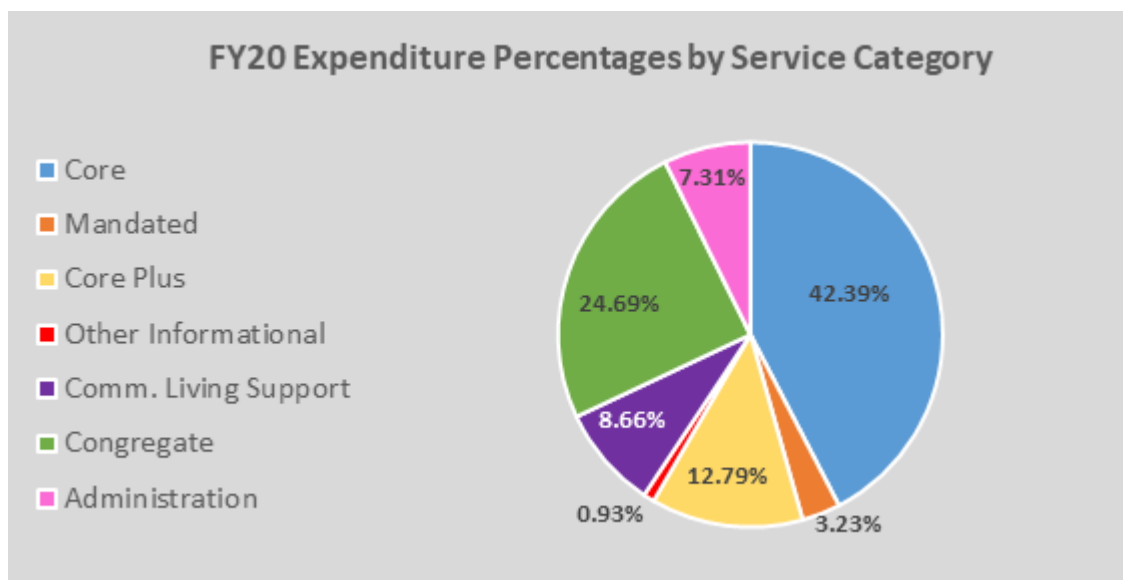
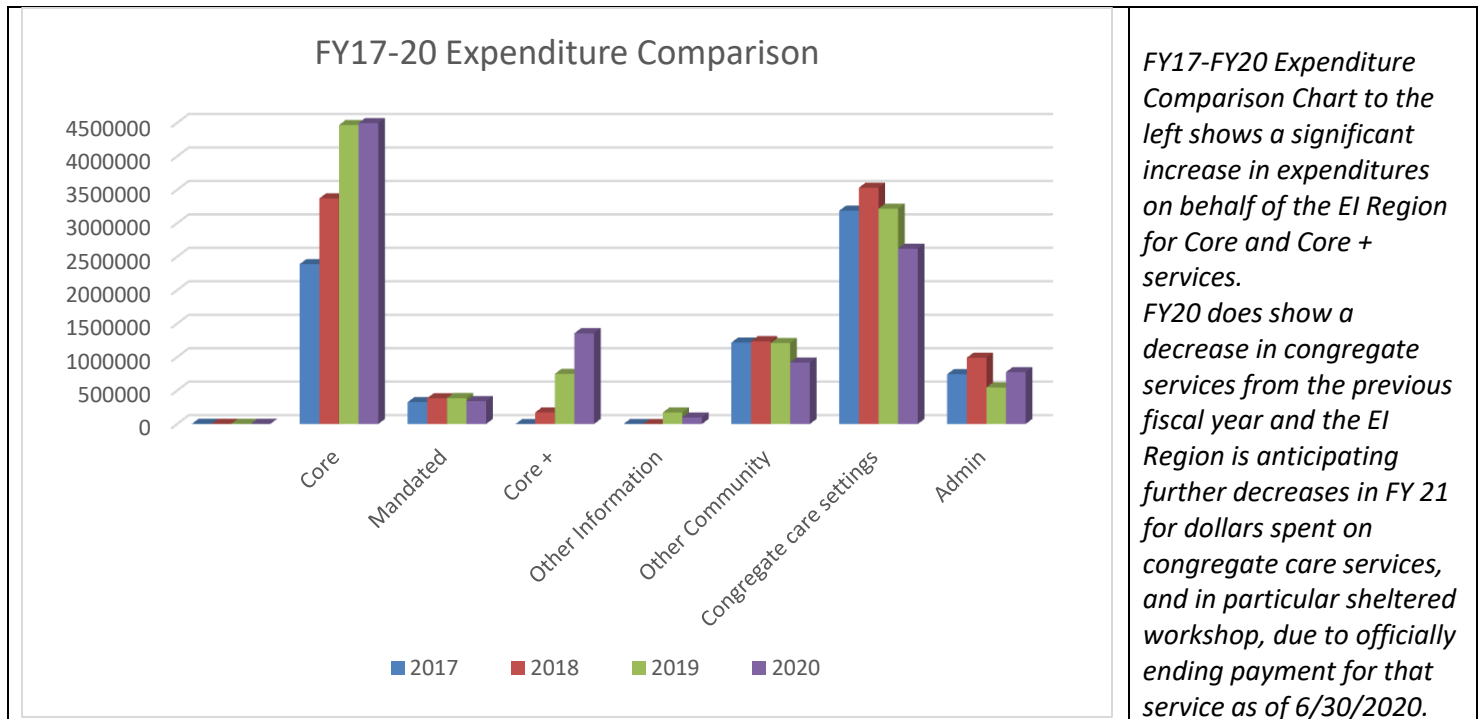


Chart 3



The fourth chart below, while not depicting financial data, reflects the work the EI Region Crisis System has put in place to expand Mobile Crisis Outreach, provided by Foundation 2, to all five counties within the Region in FY 2020. Rollout is a term used by the EI Region Crisis System that engaged law enforcement and other emergency management staff in usage of the service during several “lunch and learn” meetings. Because of the dates for rollout meetings to all five counties, the months of July and August of 2019 only included the Mobile Crisis Outreach to the counties within the Region of Cedar and Scott. Cedar County does not have a hospital located in the county therefore Mobile Crisis Outreach had been active in that County since July 5th, 2016. Scott County was selected as the next County within the Region to rollout Mobile Crisis Outreach as they are the largest populated County within the Region.

According to data compiled on behalf of the EI Region Crisis System metrics, 502 calls were made and responded to on behalf of individuals over the age of 18 and 66 calls were made and responded to on behalf of individuals below the age of 18. The EI Region Metric sheets accounted for an actual total of 578 responses however the ages of 10 individuals calling and receiving this service are considered individuals of an unknown age so unable to report on whether the individuals were below or above the age of 18.

Cost to the Region for this service was \$468,750, per the Expenditure Table C, which extrapolates into \$811 per response. However, the EI Region believes the Mobile Crisis Outreach is not only the foundation of a continuum of care for the residents of the Region, but is associated with a cost savings for transfers and admissions by law enforcement and hospitals. Law enforcement’s time and mileage is lessened, potential ambulance transports are reduced and the costs of an average length of stay at a hospital are figured in as a cost savings to tax payers.

Data for the months of March 2020 through the beginning of June 2020 were limited to crisis phone calls made by personnel at Foundation 2 due to COVID-19 mitigation and concerns.

Chart 4

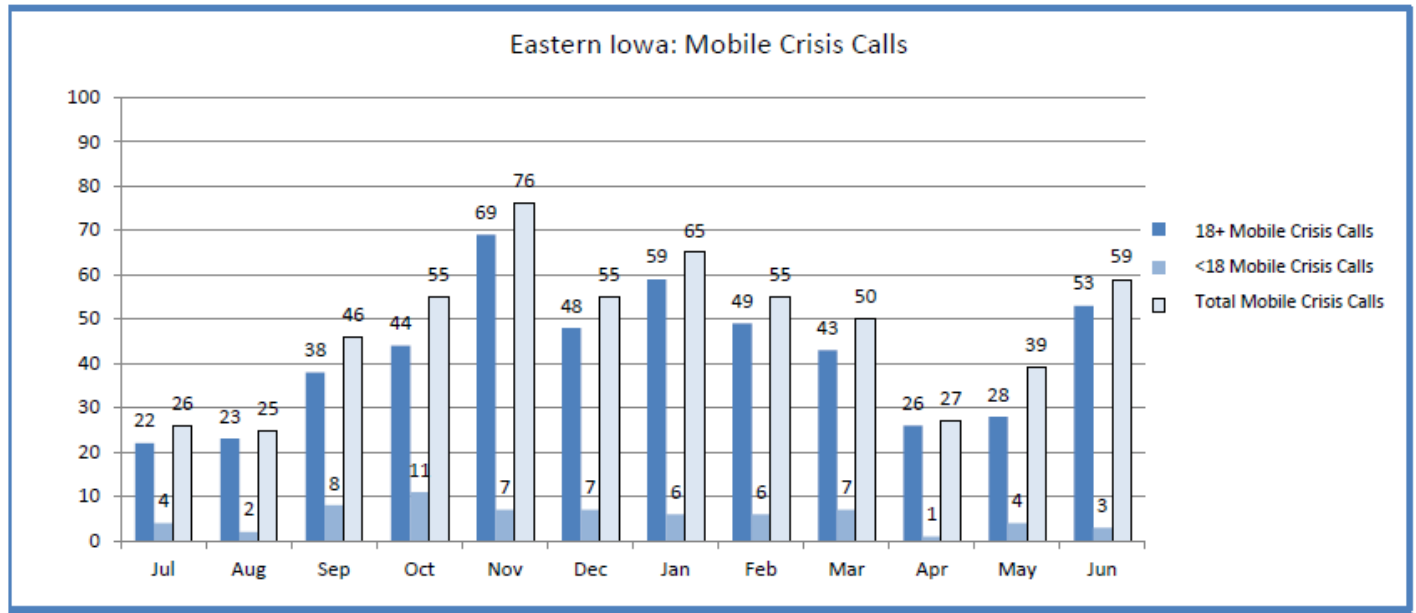


Table D. Revenues

FY 2020 Accrual	Eastern Iowa MHDS Region		
Revenues			
	FY19 Annual Report Ending Fund Balance		\$ 3,807,245
	Adjustment to 6/30/19 Fund Balance		
	Audited Ending Fund Balance as of 6/30/19 (Beginning FY20)		\$ 3,825,500
	Local/Regional Funds		\$ 8,778,274
10XX	Property Tax Levied	7,874,227	
12XX	Other County Taxes	8,504	
16XX	Utility Tax Replacement Excise Taxes	284,568	
25XX	Other Governmental Revenues	14,363	
4XXX-5XXX	Charges for Services	262,349	
5310	Client Fees	-	
60XX	Interest	-	
6XXX	Use of Money & Property	28,206	
8XXX	Miscellaneous	306,057	
9040	Other Budgetary Funds (Polk Only)	-	
	State Funds		\$ 656,408
21XX	State Tax Credits	424,815	
22XX	Other State Replacement Credits	231,462	
2250	MHDS Equalization		
24XX	State/Federal pass thru Revenue		
2644	MHDS Allowed Growth // State Gen. Funds		
29XX	Payment in Lieu of taxes	131	

		-	
	Federal Funds		\$ -
2344	Social services block grant	-	
2345	Medicaid	-	
	Other	-	
	Total Revenues		\$ 9,434,682

Total Funds Available for FY20	\$ 13,260,182
FY19 Actual Regional Expenditures	\$ 10,608,837
Accrual Fund Balance as of 6/30/20	\$ 2,651,345

Table E. County Levies

County	2017 Est. Pop.	Regional Per Capita	FY20 Max Levy	FY20 Actual Levy	Actual Levy Per Capita
Cedar County	18,543	30.78	570,754	\$285,377.00	15.39
Clinton County	47,010	30.78	1,446,968	\$1,446,968.00	30.78
Jackson County	19,366	30.78	596,085	\$298,043.00	15.39
Muscatine County	42,880	30.78	1,319,846	\$1,315,691.00	30.68
Scott County	172,509	30.78	5,309,827	\$5,309,827.00	30.78
Total EI Region	300,308		9,243,480	\$8,655,906.00	28.82

D. Status of Service Development in FY2020

Crisis Planning Update

The Region was formed based on relationships that already existed within the 7th Judicial District. The committee for the 7th Judicial District Department of Correctional Services, which is made up of one (1) Board of Supervisor from each county, became the initial work group to discuss regionalization. Upon the signing of the 28E Agreement, each county Board then designated a representative to serve on the Eastern Iowa MH/DS Regional Governing Board of Directors.

The Region's total population is 300,308. It is comprised of three (3) urban (per IAC 25.1) counties- Clinton, Muscatine and Scott, and two (2) rural counties- Cedar and Jackson. This resulted in a broad range of resources and providers, and areas where there is a gap in service providers. One (1) of the most notable examples is that Cedar County does not have a hospital located in the county. This was an important fact when discussing implementation of basic crisis response services throughout the Region.

The Region signed an Agreement for Crisis Services with the Robert Young Center (RYC) on January 14, 2016 to develop a full continuum of Mental Health Crisis Services across the Region that are locally delivered and regionally managed to meet state wide standards.

The Region continues to build on the crisis system that was established thru this Agreement for Crisis Services with the RYC and in coordination with HF 2456.

Overview:

The Crisis System for the EI Region has been built on foundational components that were established using an incremental approach. It is the intention of the EI Region's Crisis System to ensure crisis services are available and accessible to all residents of the five (5) counties. Crisis services for individuals, including those at risk of entering/re-entering either the criminal justice system or admissions to a hospital, were also implemented to deflect from more costly services.

Much of the prevention, response, and resolution of crisis are handled through services and supports individuals receive such as:

- The Region's Crisis Line, which may be accessed toll free at 1-844-430-0375, rolls up to a 24-hour crisis phone line through *Your Life Iowa*, and is answered by the staff at Foundation2.
- The Mobile Crisis Response Team provided by Foundation 2 is another option that is specifically designed to deal with mental health crises that are identified by law enforcement or other agencies and can be dealt with through therapeutic intervention rather than a criminal justice intervention. The Mobile Crisis Response Team is currently available throughout the Region and serves both Adults and Children. Individuals may access the Response Team by calling toll free: 1-844-430-0375.
- The Region is currently partnering with the Robert Young Center Clinicians to provide Telehealth Assessment Services (Crisis Evaluations) in all seven (7) hospitals in the Region for committal and emergency prescreening assistance along with stabilization and resource/referral. The Telehealth Assessment Services (Crisis Evaluations) are available to both Adults and Children.
- Respite Services provided by Life Connections, Iowa's first Peer Run Respite Home which is located at 1131 Hospital Drive in Dewitt, Iowa that offers a brief respite for adults experiencing a mental health crisis. Individuals may call 563-659-1171 to access the service.
- Crisis Stabilization Residential Services provided by Vera French Community Mental Health Center are available to provide a short term stay for stabilization, less than five (5) days, providing an alternative to hospitalization. It creates another time and space for further evaluation and linkage to services. This service is available to all residents of the Region and located at 2357 W 11th St in Davenport, Iowa and serves Adults only. Individuals may access this service by calling 563-396-3017.

Contracted System of Care Components for FY 2020, known as the fifth Amendment to the original agreement between the EI Region and the Robert Young Center, was approved by the EI Region Governing Board on June 17, 2019 and includes the below services:

- 24/7 Emergency Department Telehealth Assessment Services are operational within seven (7) Emergency Departments in the Region. Telehealth is linked to the Robert Young Center's Crisis Stabilization Unit in Rock Island, Illinois and access is available to a QMHP to assess the individual in order to recommend an appropriate level of care.
- Care Coordinator Positions, referred to as the "Pitchers" because they "pitch" to outside agencies, are embedded within the local hospital Emergency Department's (ED) to assist with care coordination within the ED and link them with services post-discharge.

- Community Care Coordinator Positions in the Region are referred to as “Catchers” because they “catch” the referral from the ED Care Coordinators. The staff is available to assist with post discharge from either the ED or an inpatient stay.
- Justice Involved Care Coordinator is a Licensed Position Staff who is able to offer Civil Commitment Pre-Screens and Mental Health Service Re-Connection to inmates in County jails.
- Co-Occurring Care Coordinator Staff are embedded within a local substance abuse provider within the Region. The staff is able to complete an assessment, known as the American Society of Addiction Medicine-ASAM in order to determine appropriate level of care as it pertains to SA treatment.
- Peer Support Services including Peer Recovery Specialists and Drop-In Centers.
- Peer-run respite home.
- Mobile Crisis Outreach expansion to all five (5) Counties.
- Crisis Stabilization Residential Services are available to provide a short term stay for stabilization, less than five (5) days, providing an alternative to hospitalization. It creates another time and space for further evaluation and linkage to services.

E. Outcomes/Regional Accomplishments in FY2020

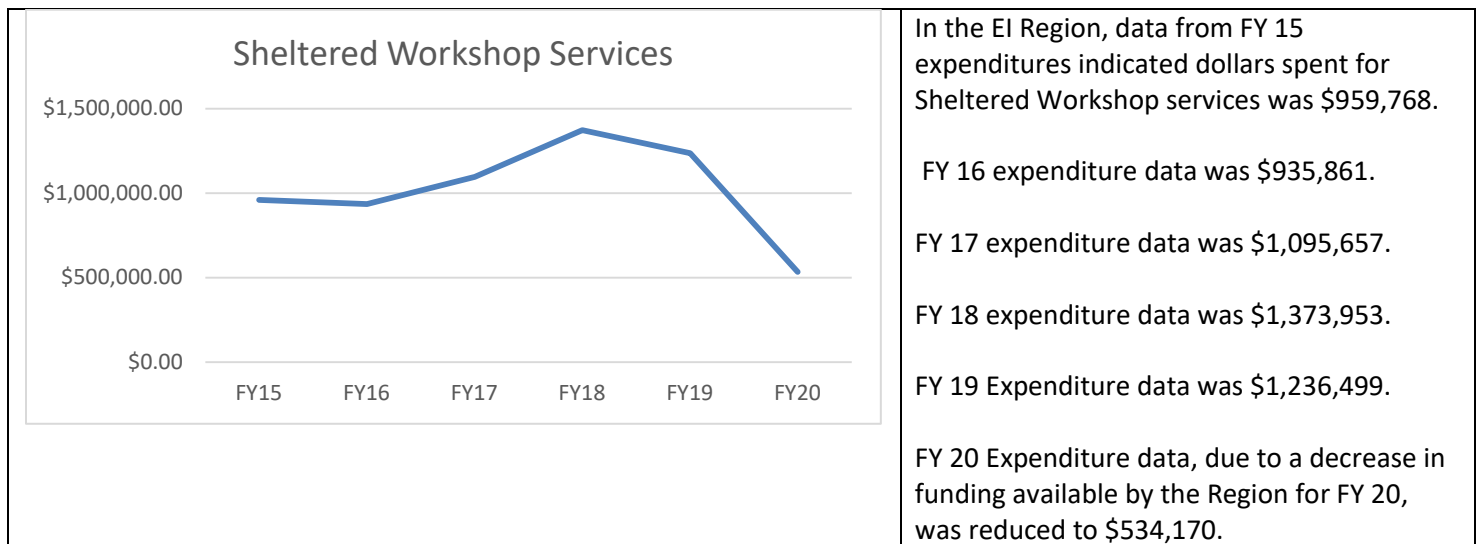
A. EI Region Ends Payment for Sheltered Workshop Services:

On September 23, 2019, the headlines of the Quad City Times read “No matter what we do, we’re going to cut something that’s extremely valuable.” This was a comment by a board member of the EI Region Governing Board who was quoted as saying this during a work session held on the same date where measures were implemented to move the pendulum from congregate services to community based services. The EI Region, in FY 2020, was facing not only limited available funding but needed to acknowledge a national change in philosophy and service provision. This resulted in the eventual closing of all five vocational Sheltered Workshops within the Region as funding officially ended from the member counties within the Region as of 6/30/2020.

Sheltered Workshop is a term referring to an organization or environment that employs people with disabilities separately from others.

The EI Region faced not only a fiscal deficit in FY 2020 but a realization of the need to shift our philosophy from providing funding for Sheltered Workshop Services to providing funding opportunities to enhance Competitive Employment Services for individuals with disabilities. Competitive Employment Services are described as a job in which the person with a disability is earning at least minimum wage and working in a job typically found in the community.

Fiscal Data from the EI Region



B. The EI Region Implements Waiting Lists:

An additional outcome of the meeting held on September 23, 2019 by the EI Region Governing Board of Directors Emergency Board Meeting, was the establishment of waiting lists within the EI Region due to the need to identify additional cost containment measures.

- New referrals on behalf of individuals applying for transportation and Community Support Programs (CSP) will be wait listed effective 10/1/2019;
- Current individuals requesting new services such as transportation and CSP were to be placed on a wait list effective 10/1/2019;
- New referrals for any service for individuals with a diagnosis of DD (Developmental Disability) or BI (Brain Injury) will be wait listed effective 10/1/2019;
- And, effective September 23, 2019, the EI Region would not authorize any additional funding for Sheltered Workshop services which includes new referrals for the service or an increase in current level of service.

Nine names have been placed on the EI Region's waiting list on behalf of individuals who have applied for transportation services. The waiting list is centrally maintained by the CEO or their designee.

C. The EI Region Children's System Preparation:

Preliminary planning began on behalf of the EI Region, to prepare for the Children's Behavioral Health Services as outlined under HF 690, was as follows:

- On 10/16/2019 a presentation was provided to the Community Partnership for Protecting Children;
- On 11/22/2019, a meeting was held between the Region 3 DHS Supervisors and staff to provide an over view of the differences between adult and the proposed children system;
- On 12/6/2019, a presentation on HF 690 was provided to the Children's Behavioral Health State Board;
- On 1/8/2020, another presentation to the Region 3 DHS Supervisors and Service Workers to discuss HF 690;

- On 1/31/2020 CEO and two Directors attended a standing committee meeting held by the Mississippi Bend AEA SEBH (Serious Emotional Behavioral Health) Team. Regional CEO was able to provide information on HF690 and learn more about school-based efforts to address SEBH;
- On 4/23/2020, a Children's Behavioral Health stakeholder meeting was held to disseminate information and obtain names of interested individuals willing to serve on the Children's Advisory Committee;
- On 6/24/2020, an AEA Summit was attended by two members of the Management Team;
- On 6/23/2020, the EI Region held an initial Children's Advisory Board Committee Meeting.

D. EI Region 28E Agreement Amendment

The original 28E agreement was modified to address the required changes to HF 690 in order to reflect the implementation of the Children's Behavioral Health Services. The EI Regional Governing Board discussed and recommended the necessary changes to the local County Boards for their review and ratification. Board approvals were completed prior to June 30, 2020 resulting in the current 28E. This agreement was filed with the Secretary of State's Office on 7/28/2020.

This page is intentionally left blank.