

**EASTERN IOWA MHDS REGION
FY21 ANNUAL REPORT**

**SUBMITTED:
11/30/2021**

GEOGRAPHIC AREA: Cedar, Clinton, Jackson, Muscatine and Scott County
APPROVED BY ADULT ADVISORY COMMITTEE:
APPROVED BY EI REGION GOVERNING BOARD:



Table of Contents

Introduction	3
A. Services Provided and Individuals Served.....	5
Table A. Number of Individuals Served for Each Service by Diagnostic Category	5
Table B. Unduplicated Count of Individuals by Age and Diagnostic Category	5
B. Regionally Designated Intensive Mental Health Services	11
C. Financials.....	13
Table C. Expenditures.....	13
Table D. Revenues.....	19
Table E. County Levies	20
D. Status of Service Development in FY2021	20
E. Outcomes/Regional Accomplishments in FY2021	22

Introduction

The Eastern Iowa MHDS Region, hereafter referred to as the EI Region, was formed under Iowa Code Chapter 28E to create a Mental Health and Disability Service Region in compliance with Iowa Code 331.390.

The EI Region provides coordination and financial support for mental health and disability services on behalf of individuals located in Cedar, Clinton, Jackson, Muscatine and Scott counties. The population total for the Region is 300,789 according to the 2018 census.

In compliance with IAC 441-25, the EI Regional Management Plan includes three parts: Annual Service and Budget Plan, Policies and Procedures Manual, and the Annual Report. All reports are available on the Region's and the Department of Human Services (DHS) websites:

- <https://easterniowamhds.org>
- <https://dhs.iowa.gov>

The EI Region Governing Board of Directors for FY 21:

<u>Governing Board of Directors</u>	<u>Representing</u>	<u>Voting Member</u>
Dawn Smith	Cedar County Board of Supervisor Representative	Yes
Jim Irwin	Clinton County Board of Supervisor Representative	Yes
John Willey	Jackson County Board of Supervisor Representative	Yes
Jeff Sorensen	Muscatine County Board of Supervisor Representative	Yes
Ken Beck	Scott County Board of Supervisor Representative	Yes
TBD	An Adult/Actively Involved Relative of an Adult who Utilizes Mental Health and Disability Services	Yes
Nancy Nauman	An Individual Representing Adult Service Providers	No
Jen Cobb	A Person, who is a parent of a child who utilizes children's behavioral health services or an actively involved relative of such child	Yes
Aaron Roome	An Individual representing the Education System	Yes
Joan McGovern	An Individual representing Children's Behavioral Health Service Providers	No

The EI Region Advisory Adult and Children Board Members for FY 21:

<u>Adult Advisory Committee Members</u>	<u>Representing</u>
Open	Cedar County Individual Representing Service Providers
Open	Cedar County Active Relative/Individual Utilizing Services
Melissa Peterson	Clinton County Individual Representing Service Providers
Lynne Hilgendorf	Clinton County Active Relative/Individual Utilizing Services
Susie Ruchotzke	Jackson County Individual Representing Service Providers

Holly Parmer	Jackson County Active Relative/Individual Utilizing Services
Nancy Nauman	Muscatine County Individual Representing Service Providers
Luana Gredell	Muscatine County Active Relative/Individual Utilizing Services
Richard Whitaker, PhD	Scott County Individual Representing Service Providers
Open	Scott County Active Relative/Individual Utilizing Services
John Willey	A Director of the EI Region Governing Board of Directors

<u>Children's Advisory Committee Members</u>	<u>Representing</u>
Jen Cobb	A Parent/Actively Involved Relatives of a Child who Utilizes Children's Behavioral Health Services Representative
Aaron Roome	An individual representing the Education System
Joan McGovern	An individual representing Children's Behavioral Health Service Providers
Michael Terry	An Early Childhood Advocate Representative
Jen Armstrong	A Child Welfare Advocate Representative
Megan Tabor	An individual representing the Juvenile Court System
Dr. Barbara Harre	A Pediatrician
Jackie Hunt	An individual representing Child Care Providers
Lisa DuFour	A Local Law Enforcement Representative
John Willey	A Director of the EI Region Governing Board of Directors

The FY21 Annual Report for the EI Region covers the period of July 1, 2020 to June 30, 2021. The Annual Report includes documentation of the status of service development, services actually provided, individuals served, designated intensive mental health services, a financial statement including revenues, expenditures and levies and specific regional outcomes for the year.

This is the seventh year for submitting an Annual Report as a Region. The challenges of operating as a Region continue to be a journey in learning and discovery for all those responsible for successfully implementing the redesign of the county mental health system as envisioned under SF2315.

A. Services Provided and Individuals Served

This section includes:

- The number of individuals in each diagnostic category funded for each service
- Unduplicated count of individuals funded by age and diagnostic category
- Regionally designated Intensive Mental Health Services

Table A. Number of Individuals Served for Each Service by Diagnostic Category

Disability Group	Children	Adult	Unduplicated Total	DG
Mental Illness	140	1586	1726	40
Mental Illness, Intellectual Disabilities	0	6	6	40, 42
Mental Illness, Intellectual Disabilities, Other Developmental Disabilities	0	2	2	40, 42, 43
Intellectual Disabilities	0	8	8	42
Intellectual Disabilities, Other Developmental Disabilities	0	1	1	42, 43
Other Developmental Disabilities	0	9	9	43
Brain Injury	0	2	2	47
Total	140	1614	1754	99

Table B. Unduplicated Count of Individuals by Age and Diagnostic Category

FY 2021 Actual GAAP	Eastern Iowa MHDS MHDS Region	MI (40)		ID(42)		DD(43)		BI (47)		Other		Total
		A	C	A	C	A	C	A	C	A	C	
Core												
	Treatment											
42305	Psychotherapeutic Treatment - Outpatient	377	9									386
42306	Psychotherapeutic Treatment - Medication Prescribing	234	2	2								238
43301	Evaluation (Non Crisis) - Assessment and Evaluation		1									1
71319	State MHI Inpatient - Per diem charges	8										8
73319	Other Priv./Public Hospitals - Inpatient per diem charges	41	3									44
	Basic Crisis Response											
44301	Crisis Evaluation	1										1
44313	Crisis Stabilization Residential Service (CSRS)	2										2
	Support for Community Living											
32329	Support Services - Supported Community Living	30		6		9						45
	Support For Employment											
50362	Voc/Day - Prevocational Services			1								1

50364	Voc/Day - Job Development			3		1								4
50367	Day Habilitation			1				1						2
50368	Voc/Day - Individual Supported Employment	4		2		4		1						11
	Recovery Services													
	Service Coordination													
24376	Health Homes Coordination - Coordination Services	9												9
	Sub-Acute Services													
	Core Evidence Based Treatment													
42398	Assertive Community Treatment (ACT)	12												12
	Core Subtotals:	718	15	15		14		2						764
Mandated														
74XXX	CommitmentRelated (except 301)	492	89											581
75XXX	Mental health advocate	370	51											421
	Mandated Subtotals:	862	140											1002
Core Plus														
	Justice System Involved Services													
	Additional Core Evidence Based Treatment													
42397	Psychotherapeutic Treatment - Psychiatric Rehabilitation	1												1
	Core Plus Subtotals:	1												1
Other Informational Services														
Community Living Support Services														
22XXX	Services management	248	54											302
23XXX	Crisis Care Coordination	47												47
31XXX	Transportation			1		1								2
32326	Support Services - Guardian/Conservator	1												1
32327	Support Services - Representative Payee	33		1										34
33345	Basic Needs - Ongoing Rent Subsidy	6												6
33399	Basic Needs - Other	1												1
41305	Physiological Treatment - Outpatient	1												1
41306	Physiological Treatment - Prescription Medicine/Vaccines	12												12
42396	Psychotherapeutic Treatment - Community Support Programs	17												17
46306	Prescription Medication (Psychiatric Medications in Jail)	414	28											442
63XXX	RCF 1-5 beds	3												3
	Community Living Support Services Subtotals:	783	82	2		1								868

Congregate Services												
50360	Voc/Day - Sheltered Workshop Services			1								1
64XXX	ICF-6 and over beds	2										2
64XXX	RCF-6 and over beds	80		2								82
	Congregate Services Subtotals:	82		3								85
Administration												
Uncategorized												
Regional Totals:		2446	237	20		15		2				2720

Explanations of the charts for three (3) Chart of Account (COA) Codes for the EI Region

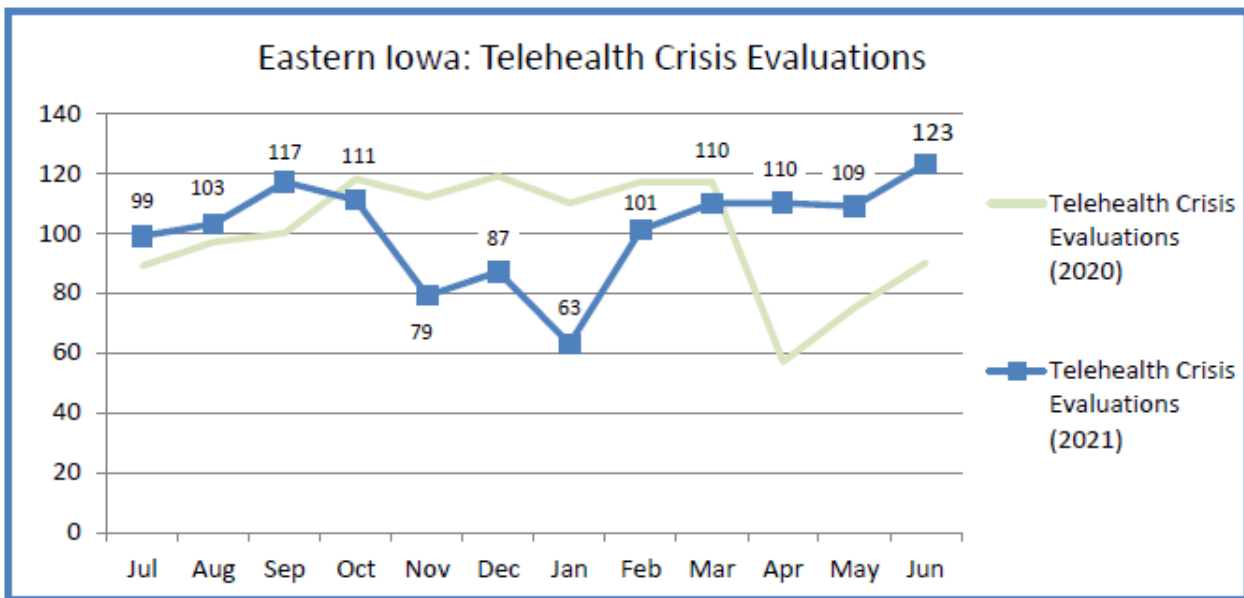
In the EI Region, the crisis system is funded under a block grant methodology that is awarded to help fund specific programs. Because of this current method of allocation for FY 21, the number of “Unduplicated Count” on Table B Individuals by Age and Diagnostic Category for several of the Chart of Account (COA) Codes does not have data that accurately reflects the number of individuals actually served. Explanations of the data and charts, which are included below, are described and analyzed for trends relating to usage and actual numbers served:

- 1) COA 44310- Crisis Evaluation
- 2) COA 44313- Crisis Stabilization Residential Service (CSRS)
- 3) COA 45366- Peer Family Support - Peer Support Services
 - a) Chart A
 - b) Chart B

1). Chart of Accounts (COA) 44301 “Crisis Evaluation” Explanation:

The Region Crisis System has telehealth services embedded into seven (7) emergency departments located within our Region. Emergency Departments (ED’s) have the equipment and training so they can access a Licensed Mental Health Professional twenty-four hours per day, seven days per week. A Licensed Mental Health Professional is available via telehealth to assess the individual and provide that information to the treating ED physician. If the ED physician agrees with the recommendation of the telehealth assessment, believes they are safe to discharge *and* if the individual agrees to further assistance, a “hand off” is made by an ED Care Coordinator, also known as the “pitcher”, to an EI Region Community Based Care Coordinator, known as the “catcher”, in order to assist with services post discharge.

The data chart below show actual numbers of *duplicated* individuals per month served under Crisis Evaluations for a total YTD served of 1212 individuals. This data is pulled from Electronic Medical Records and Care Coordinator metric sheets provided by the EI Region Crisis System. The chart provides data for telehealth and in particular, comparison data provided for the fiscal year of 2020 and 2021.



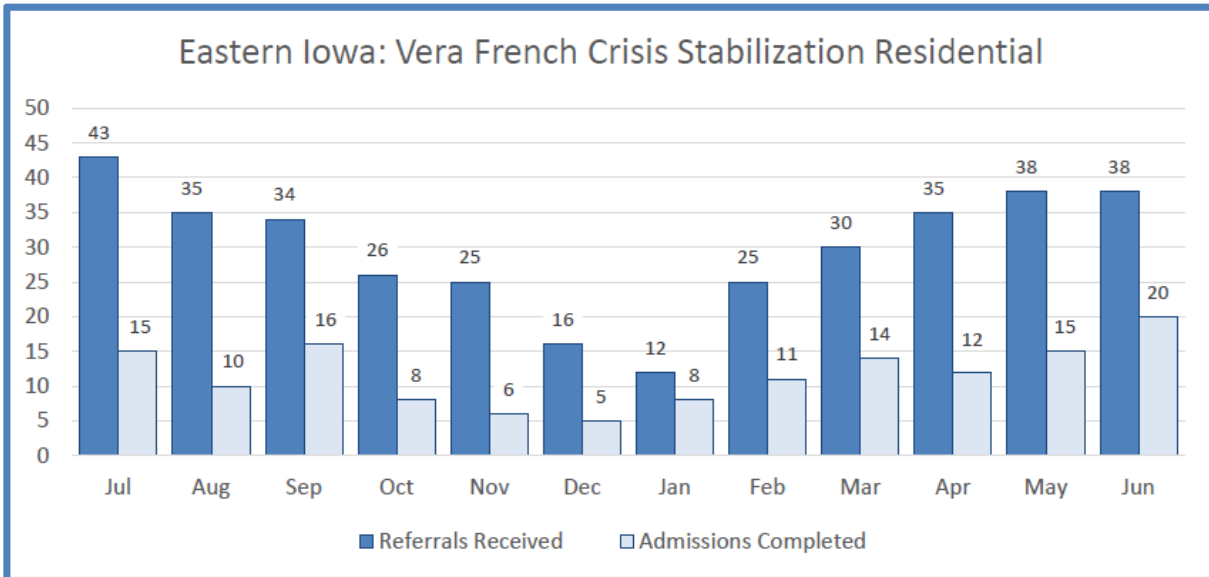
2). Chart of Accounts (COA) 44313 “Crisis Stabilization Residential Service (CSRS)” Explanation:

As stated above, in the EI Region, our crisis system was funded under a block grant methodology. Because of this method of allocation, the number of “Unduplicated Count” of Individuals by Age and Diagnostic Category for COA Code 44313, Crisis Stabilization Residential Service, does not have data that accurately reflects the number of individuals actually served.

Crisis Stabilization Residential Services are provided by Vera French Community Mental Health Center and are available to provide a short term stay for stabilization that are less than five (5) days for residents within the five (5) counties. It provides an alternative to hospitalization that creates another time and space for further evaluation and linkage to services within the EI Region Crisis System.

In analyzing the data in the table below, the EI Region recognized usage was low for FY 21 however, this was due to the COVID surge even though the Crisis Stabilization Residential remained open for admissions.

The data chart below shows actual numbers of *duplicated* individuals served under Crisis Stabilization Residential Service. This data is pulled from the EI Region Crisis System Care Coordinator metric sheets and provides additional data for the fiscal year of 2021 not captured in the Table B.



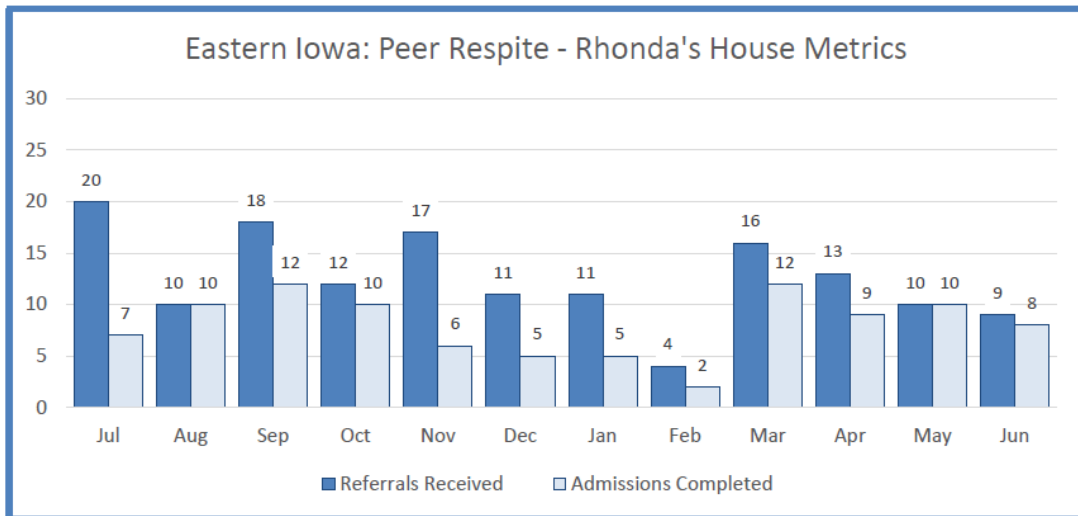
3a). Chart of Accounts (COA) 45366 “Peer Family Support - Peer Support Services” Explanation:

Even though Peer-Family Support Services are not considered traditional “Crisis Services”, these are services that are managed under the same contract with the Robert Young Center, the provider that oversees the EI Region Crisis System. Because of the Block Grant methodology of allocation, the number of “Unduplicated Count” of Individuals by Age and Diagnostic Category for COA Code 45366, Peer-Family Support Services, as stated previously on Table B, does not have data that accurately reflects the number of individuals actually served.

Rhonda’s House: Respite Services provided by Life Connections, Iowa’s first Peer Run Respite Home which is located at 1131 Hospital Drive in Dewitt, Iowa, offers a brief respite for adults experiencing a mental health crisis. As with the Crisis Stabilization Residential Services chart located above, duplicated data collected for Rhonda’s House admissions during the winter months decreased in response to the pandemic.

A Peer Respite Support Line was also provided by staff at Rhonda’s House beginning in 7/2020 through 3/26/2021 in order to provide an additional method of support to adults experiencing a mental health crisis. Discontinued to avoid duplication as one was already available State wide.

Chart A

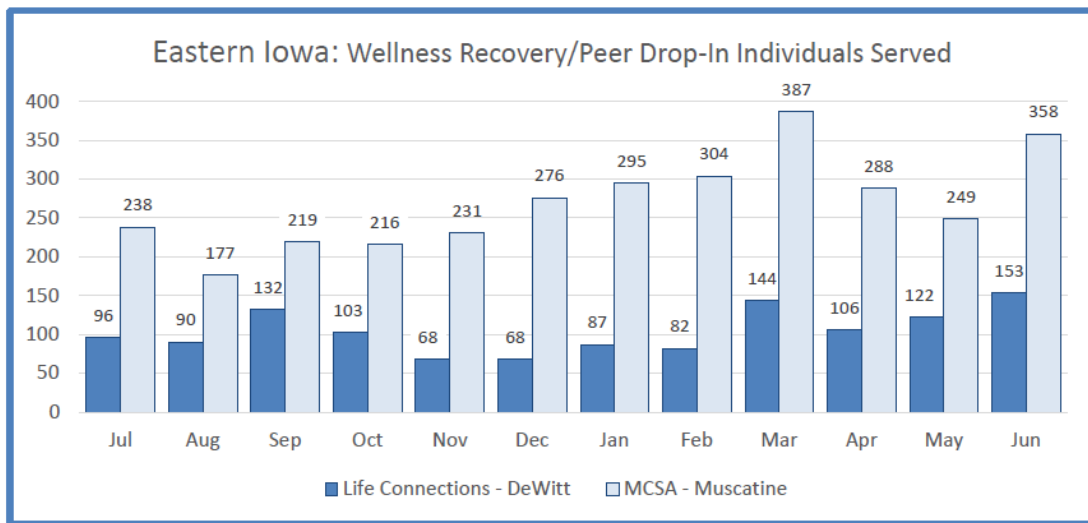


3b). Chart of Accounts (COA) 45366 “Peer Family Support - Peer Support Services” Explanation:

Muscatine Community Social Action (MCSA) and Life Connections Wellness Center, as part of the EI Region’s Crisis continuum of care, provided Peer Recovery services and supports within the Region to individuals experiencing mental health and substance abuse addiction issues.

The data chart below show actual numbers of *duplicated* individuals served under the COA Code on Peer-Family Support Services including a virtual support option. This data is pulled from the EI Region Crisis System metric sheets and provides more thorough data for the fiscal year of 2021 that was not captured in Table B.

Chart B



B. Regionally Designated Intensive Mental Health Services

1) The EI Region has designated the following providers, under an MOU with the MH/DS of the East Central (EC) Region, as an **Access Center** which has met the following requirements:

- Immediate intake assessment and screening that includes but is not limited to mental and physical conditions, suicide risk, brain injury, and substance use.
- Comprehensive person-centered mental health assessments by appropriately licensed or credentialed professionals.
- Comprehensive person-centered substance use disorder assessments by appropriately licensed or credentialed professional.
- Peer support services.
- Mental health treatment.
- Substance abuse treatment.
- Physical health services.
- Care coordination.
- Service navigation and linkage to needed services.

<u>Date Designated</u>	<u>Access Center</u>		
5/20/2021	Linn County Access Center	501 13 th Street NW	319-892-5612
	Johnson County Access Center/GuideLink Center	300 Southgate Ave	319-688-8000
		Iowa City, IA 52240	

2) The EI Region has designated the following **Assertive Community Treatment (ACT)** teams as the preferred providers for ACT services in the EI Region.

The Vera French CMHC ACT Team has been evaluated for program fidelity, including a peer review as required by sub-rule 25.6(2), and documentation of the team’s most recent fidelity score.

The University of Iowa ACT Team, which traditionally has served the residents of Cedar County, has been evaluated for program fidelity, according to the MH/DS of the East Central (EC) Region’s documentation of their most recent fidelity score.

<u>Date Designated</u>	<u>ACT Teams</u>	<u>Fidelity Score</u>
6/28/2021	Vera French Community Mental Health Center, Davenport, IA	125
7/1/2018	University of Iowa Hospitals and Clinics, Iowa City, IA	4.0

3) The EI Region has designated the following **Subacute** service provider, under an MOU with the MH/DS of the East Central (EC) Region, which meet the criteria and are licensed by the Department of Inspections and Appeals.

<u>Date Designated</u>	<u>Subacute</u>
5/20/2021	Abbe Health Services/Kingston Hill 202 12 th St NW Cedar Rapids, IA (319) 362-1382 52405

4) The EI Region has *not yet* designated an *Intensive Residential Service* provider that meet the requirements in IAC 441-25.6(8) for access to the residents of the EI Region but plans to sign an MOU with another Region when this service is implemented:

- Enrolled as an HCBS 1915(i) habilitation or an HCBS 1915(c) intellectual disability waiver supported community living provider.
- Provide staffing 24 hours a day, 7 days a week, 365 days a year.
- Maintain staffing ratio of one staff to every two and on-half residents.
- Ensure that all staff have the minimum qualifications required.
- Provider coordination with the individual’s clinical mental health and physical health treatment, and other services and support.
- Provide clinical oversight by a mental health professional
- Have a written cooperative agreement with an outpatient provider.
- Be licensed as a substance abuse treatment program or have a written cooperative agreement.
- Accept and service eligible individuals who are court-ordered.
- Provide services to eligible individuals on a no reject, no eject basis.
- Serve no more than five individuals at a site.
- Be located in a neighborhood setting to maximize community integration and natural supports.
- Demonstrate specialization in serving individuals with an SPMI or multi-occurring conditions and serve individuals with similar conditions in the same site.

<u>Date Designated</u>	<u>Intensive Residential Services</u>
	TBD based on provider availability and agreement

C. Financials

Table C. Expenditures

FY 2021 Accrual	Eastern Iowa MHDS Region	MI (40)	ID(42)	DD(43)	BI (47)	Admin (44)	Total
Core Domains							
COA	Treatment						
42305	Mental health outpatient therapy **	\$ 388,045.38					\$ 388,045
42306	Medication prescribing & management **	\$ 283,813.70	\$ 3,082.00				\$ 286,896
43301	Assessment, evaluation, and early identification **	\$ 475.00					\$ 475
71319	Mental health inpatient therapy-MHI	\$ 377,153.52					\$ 377,154
73319	Mental health inpatient therapy **	\$ 292,617.08					\$ 292,617
	Crisis Services						
32322	Personal emergency response system						\$ -
44301	Crisis evaluation	\$ 512,266.41					\$ 512,266
44302	23 hour crisis observation & holding						\$ -
44305	24 hour access to crisis response	\$ 346,950.00					\$ 346,950
44307	Mobile response **	\$ 578,260.00					\$ 578,260
44312	Crisis Stabilization community-based services **						\$ -
44313	Crisis Stabilization residential services **	\$ 351,632.47					\$ 351,632
44396	Access Centers: start-up / sustainability						\$ -
	Support for Community Living						
32320	Home health aide						\$ -
32325	Respite						\$ -
32328	Home & vehicle modifications						\$ -
32329	Supported community living	\$ 550,006.98	\$1,074,198.85	\$119,773.61			\$ 1,743,979
42329	Intensive residential services						\$ -
	Support for Employment						
50362	Prevocational services		\$ 23,995.67				\$ 23,996
50364	Job development		\$ 1,454.86	\$ 529.04			\$ 1,984
50367	Day habilitation		\$ 4,593.40		\$ 517.96		\$ 5,111
50368	Supported employment	\$ 7,065.90	\$ 1,806.89	\$ 6,417.45	\$ 2,348.83		\$ 17,639
50369	Group Supported employment-enclave						\$ -
	Recovery Services						
45323	Family support						\$ -
45366	Peer support	\$ 49,253.14					\$ 49,253
	Service Coordination						
21375	Case management						\$ -
24376	Health homes	\$ 2,556.25					\$ 2,556
	Sub-Acute Services						
63309	Subacute services-1-5 beds						\$ -
64309	Subacute services-6 and over beds						\$ -

	Core Evidenced Based Treatment						
04422	Education & Training Services - provider competency						\$ -
32396	Supported housing						\$ -
42398	Assertive community treatment (ACT)	\$ 102,646.04					\$ 102,646
45373	Family psychoeducation						\$ -
	Core Domains Total	\$ 3,842,742	\$ 1,109,132	\$ 126,720	\$ 2,867		\$ 5,081,460
	Mandated Services						
46319	Oakdale						\$ -
72319	State resource centers						\$ -
74XXX	Commitment related (except 301)	\$ 104,840.30					\$ 104,840
75XXX	Mental health advocate	\$ 108,063.79					\$ 108,064
	Mandated Services Total	\$ 212,904	\$ -	\$ -	\$ -		\$ 212,904
	Additional Core Domains						
	Justice system-involved services						
25xxx	Coordination services						\$ -
44346	24 hour crisis line*						\$ -
44366	Warm line*						\$ -
46305	Mental health services in jails	\$ 123,757.70					\$ 123,758
46399	Justice system-involved services-other						\$ -
46422	Crisis prevention training						\$ -
46425	Mental health court related costs						\$ -
74301	Civil commitment prescreening evaluation	\$ 334,784.60					\$ 334,785
	Additional Core Evidenced based treatment						
42366	Peer self-help drop-in centers	\$ 346,950.00					\$ 346,950
42397	Psychiatric rehabilitation (IPR)	\$ 2,668.00					\$ 2,668
	Additional Core Domains Total	\$ 808,161	\$ -	\$ -	\$ -		\$ 808,161
	Other Informational Services						
03371	Information & referral	\$ 145,889.10					\$ 145,889
04372	Planning, consultation &/or early intervention (client related) **						\$ -
04377	Provider Incentive Payment						\$ -
04399	Consultation Other						\$ -
04429	Planning and Management Consultants (non-client related)	\$ 3,994.40					\$ 3,994
05373	Public education, prevention and education **	\$ 1,034,724.74					\$ 1,034,725
	Other Informational Services Total	\$ 1,184,608	\$ -	\$ -	\$ -		\$ 1,184,608
	Community Living Supports						
06399	Academic services						\$ -
22XXX	Services management	\$ 164,559.04					\$ 164,559
23376	Crisis care coordination	\$ 68,895.35					\$ 68,895
23399	Crisis care coordination other						\$ -

24399	Health home other						\$ -
31XXX	Transportation		\$ 3,424.32	\$ 3,000.00			\$ 6,424
32321	Chore services						\$ -
32326	Guardian/conservator	\$ 1,008.38					\$ 1,008
32327	Representative payee	\$ 17,375.50	\$ 824.78				\$ 18,200
32335	CDAC						\$ -
32399	Other support						\$ -
33330	Mobile meals						\$ -
33340	Rent payments (time limited)						\$ -
33345	Ongoing rent subsidy	\$ 16,576.15					\$ 16,576
33399	Other basic needs	\$ 525.00					\$ 525
41305	Physiological outpatient treatment	\$ 65.54					\$ 66
41306	Prescription meds	\$ 1,188.79					\$ 1,189
41307	In-home nursing						\$ -
41308	Health supplies						\$ -
41399	Other physiological treatment						\$ -
42309	Partial hospitalization						\$ -
42310	Transitional living program						\$ -
42363	Day treatment						\$ -
42396	Community support programs	\$ 39,077.70					\$ 39,078
42399	Other psychotherapeutic treatment						\$ -
43399	Other non-crisis evaluation						\$ -
44304	Emergency care						\$ -
44399	Other crisis services						\$ -
45399	Other family & peer support						\$ -
46306	Psychiatric medications in jail	\$ 63,143.15					\$ 63,143
50361	Vocational skills training						\$ -
50365	Supported education						\$ -
50399	Other vocational & day services						\$ -
63XXX	RCF 1-5 beds (63314, 63315 & 63316)						\$ -
63XXX	ICF 1-5 beds (63317 & 63318)						\$ -
63329	SCL 1-5 beds						\$ -
63399	Other 1-5 beds	\$ 19,742.95					\$ 19,743
	Community Living Supports	\$ 392,158	\$ 4,249	\$ 3,000	\$ -		\$ 399,407
Other Congregate Services							
50360	Work services (work activity/sheltered work)		\$ 196.32				\$ 196
64XXX	RCF 6 and over beds (64314, 64315 & 64316)	\$ 1,058,176.90	\$ 11,265.95				\$ 1,069,443
64XXX	ICF 6 and over beds (64317 & 64318)						\$ -
64329	SCL 6 and over beds						\$ -
64399	Other 6 and over beds						\$ -
	Other Congregate Services Total	\$ 1,058,177	\$ 11,462	\$ -	\$ -		\$ 1,069,639

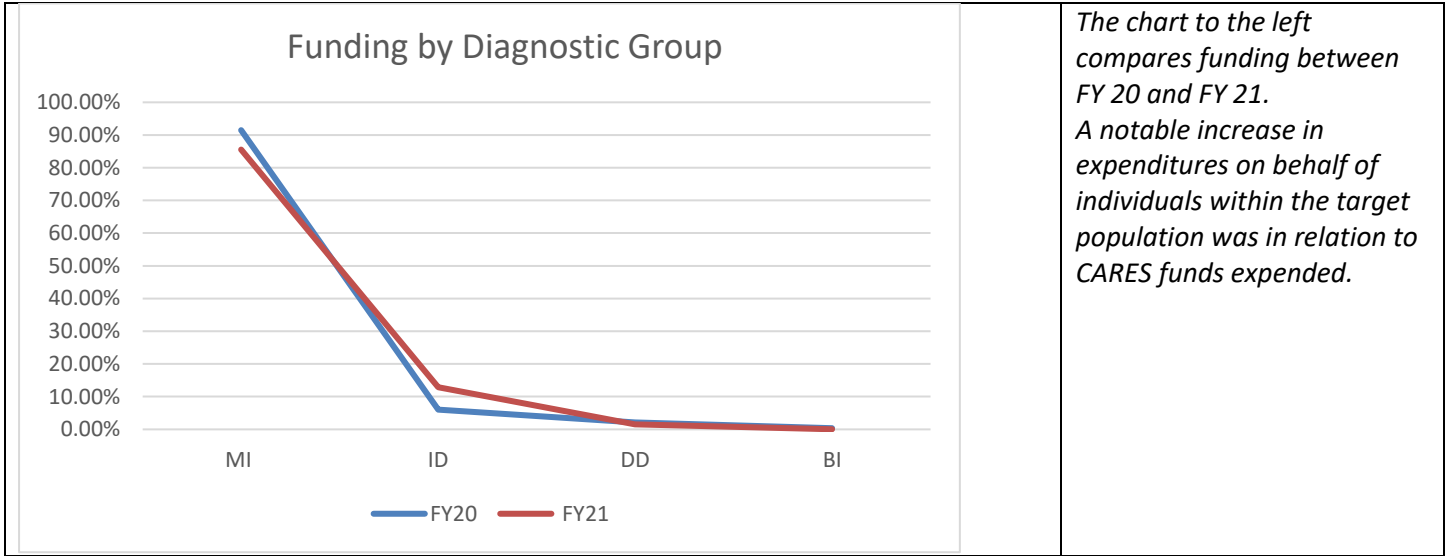
Administration							
11XXX	Direct Administration					\$795,566.65	\$ 795,567
12XXX	Purchased Administration					\$610,176.09	\$ 610,176
	Administration Total					\$ 1,405,743	\$ 1,405,743
	Regional Totals	\$ 7,498,749	\$ 1,124,843	\$ 129,720	\$ 2,867	\$ 1,405,743	\$ 10,161,922
(45XX-XXX)County Provided Case Management							\$ -
(46XX-XXX)County Provided Services							\$ -
	Regional Grand Total						\$ 10,161,922

Transfer Numbers (Expenditures should only be counted when final expenditure is made for services/administration. Transfers are eliminated from budget to show true regional finances)

13951	Distribution to MHDS regional fiscal agent from member county	\$ 4,720,000
14951	MHDS fiscal agent reimbursement to MHDS regional member county	\$ -

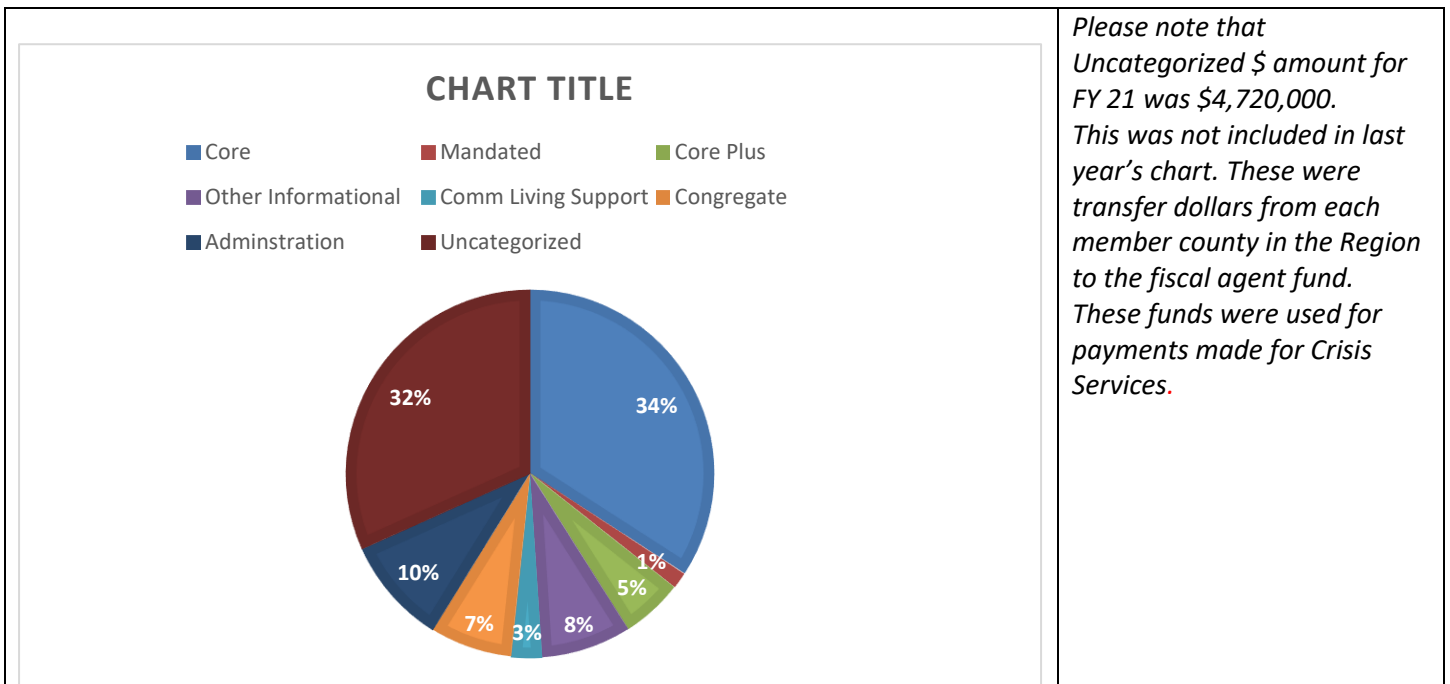
The four (4) charts located below are visual illustrations of data with pronounced trends in expenditures by the EI Region for FY 2021

Chart 1



The chart to the left compares funding between FY 20 and FY 21. A notable increase in expenditures on behalf of individuals within the target population was in relation to CARES funds expended.

Chart 2



Please note that Uncategorized \$ amount for FY 21 was \$4,720,000. This was not included in last year's chart. These were transfer dollars from each member county in the Region to the fiscal agent fund. These funds were used for payments made for Crisis Services.

Chart 3

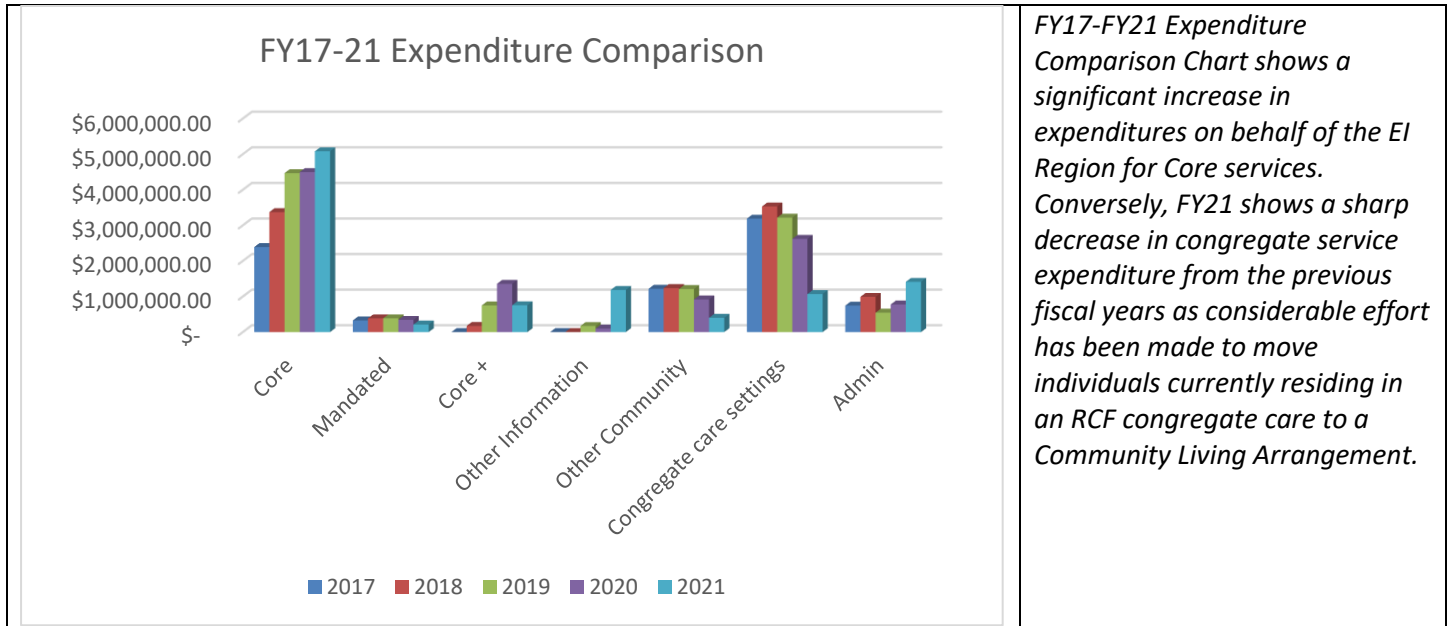
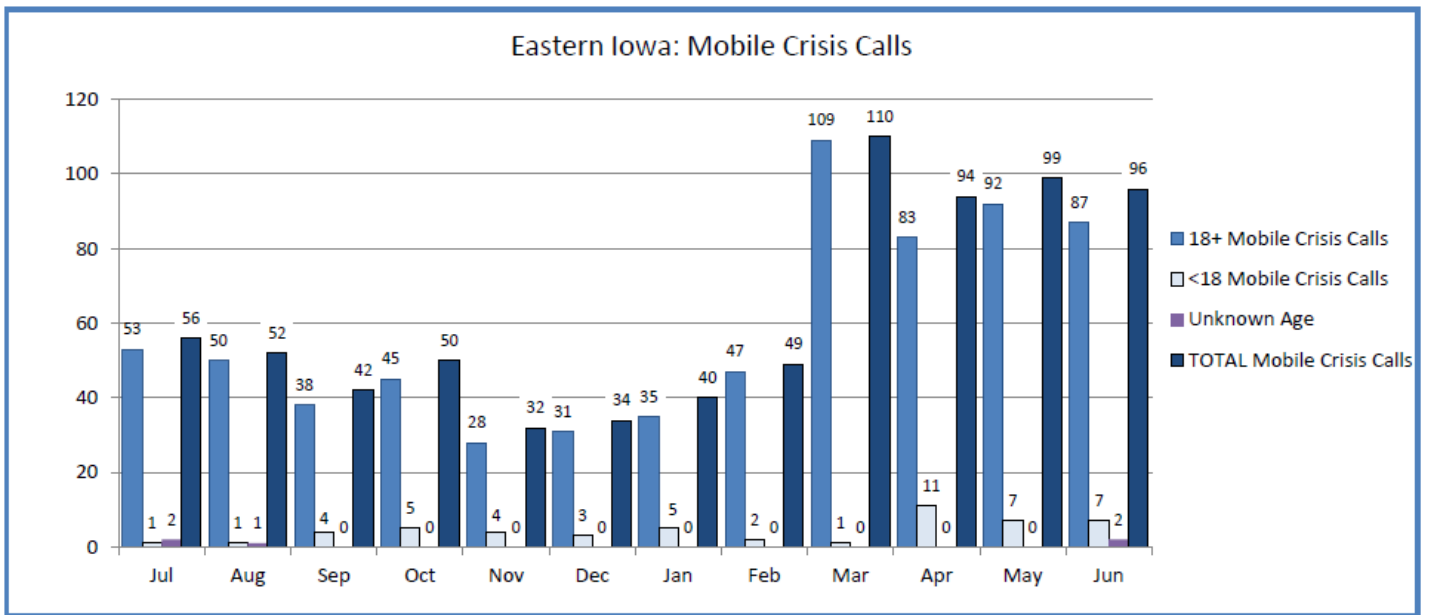


Chart 4



The Chart 4 above, while not depicting financial data, reflects the work the EI Region Crisis System has put in place to expand Mobile Crisis Outreach, provided by Foundation 2, to all five (5) counties within the Region.

According to data compiled on behalf of the EI Region Crisis System metrics, 698 calls were made and responded to on behalf of individuals over the age of 18 and 51 calls were made and responded to on behalf of individuals below the age of 18. The EI Region Metric sheets accounted for an actual total of 754 responses however the ages of 5 individuals calling and receiving this service are considered individuals of an unknown age so unable to report on whether the individuals were below or above the age of 18. Face to face response was suspended due to COVID-19

mitigation and concerns during the time frame of 11/1/2020 to 12/15/2020 however, the Mobile Crisis Outreach team remained available to respond via phone.

Cost to the Region for this service was \$578,260 per the Expenditure Table C, which extrapolates into \$767 per response. However, the EI Region believes the Mobile Crisis Outreach is not only the foundation of a continuum of care for the residents of the Region, but is associated with a cost savings for transfers and admissions by law enforcement and hospitals. Law enforcement's time and mileage is lessened, potential ambulance transports are reduced and the costs of an average length of stay at a hospital are figured in as a cost savings to tax payers.

Table D. Revenues

FY2021 Accrual	Eastern Iowa MHDS Region		
Revenues			
	FY20 Annual Report Ending Fund Balance		\$ 2,651,345
	Adjustment to 6/30/20 Fund Balance		\$ 166,173
	Audited Ending Fund Balance as of 6/30/20 (Beginning FY21)		\$ 2,817,518
	Local/Regional Funds		\$ 9,183,442
10XX	Property Tax Levied	8,567,209	-
12XX	Other County Taxes	294,474	-
16XX	Utility Tax Replacement Excise Taxes		-
25XX	Other Governmental Revenues	214,112	-
4XXX- 5XXX	Charges for Services	(61)	-
5310	Client Fees	-	-
60XX	Interest	12,427	-
6XXX	Use of Money & Property		-
8XXX	Miscellaneous	95,281	-
9040	Other Budgetary Funds (Polk Transfer Only)	-	-
			-
	State Funds		\$ 450,512
21XX	State Tax Credits	450,512	-
22XX	Other State Replacement Credits		-
24XX	State/Federal pass thru Revenue		-
2644	MHDS Allowed Growth // State Gen. Funds		-
29XX	Payment in Lieu of taxes		-
	Other		-
	Other		-
	Federal Funds		\$ 2,859,080
2345	Medicaid		-
2347	CARES Act	2,859,080	
	Other		-
	Total Revenues		\$ 12,493,034

Total Funds Available for FY21	\$ 15,310,552
FY21 Actual Regional Expenditures	\$ 10,161,922
Accrual Fund Balance as of 6/30/21	\$ 5,148,630

Table E. County Levies

Eastern Iowa MHDS Region	2018 Est. Pop.	Regional Per Capita	FY21 Max Levy	FY21 Actual Levy	Actual Levy Per Capita
Cedar	18,627	30.78	573,339	573,339	30.78
Clinton	46,518	30.78	1,431,824	1,431,824	30.78
Jackson	19,432	30.78	598,117	598,117	30.78
Muscatine	42,929	30.78	1,321,355	1,321,355	30.78
Scott	173,283	30.78	5,333,651	5,333,651	30.78
Total EI Region	300,789		9,258,286	9,258,286	30.78

D. Status of Service Development in FY21

Crisis Planning Update

The Region's total population is 300,789. It is comprised of three (3) urban (per IAC 25.1) counties- Clinton, Muscatine and Scott, and two (2) rural counties- Cedar and Jackson. This resulted in a broad range of resources and providers, and areas where there is a gap in service providers. One (1) of the most notable examples is that Cedar County does not have a hospital located in the county. This was an important fact when discussing implementation of basic crisis response services throughout the Region.

The Region signed an Agreement for Crisis Services with the Robert Young Center (RYC) on January 14, 2016 to develop a full continuum of Mental Health Crisis Services across the Region that are locally delivered and regionally managed to meet state wide standards.

The Crisis System for the EI Region has been built on foundational components that were established using an incremental approach. It is the intention of the EI Region's Crisis System to ensure crisis services are available and accessible to all residents of the five (5) counties. Crisis services for individuals, including those at risk of entering/re-entering either the criminal justice system or admissions to a hospital, were also implemented to deflect from more costly services.

Much of the prevention, response, and resolution of crisis' are handled through services and supports individuals receive such as:

- The Region's Crisis Line, which may be accessed toll free at 1-844-430-0375, rolls up to a 24-hour crisis phone line through *Your Life Iowa*, and is answered by the staff at Foundation2.
- The Mobile Crisis Response Team provided by Foundation 2 is another option that is specifically designed to deal with mental health crises that are identified by law enforcement or other agencies and can be dealt with through therapeutic intervention rather than a criminal justice intervention. The Mobile Crisis Response Team is currently available throughout the Region and serves both Adults and Children. Individuals may access the Response Team by calling toll free: 1-844-430-0375.
- The Region is currently partnering with the Robert Young Center Clinicians to provide Telehealth Assessment Services (Crisis Evaluations) in all seven (7) hospitals in the Region for committal and emergency prescreening assistance along with stabilization and resource/referral. The Telehealth Assessment Services (Crisis Evaluations) are available to both Adults and Children.

- Respite Services provided by Life Connections, Iowa’s first Peer Run Respite Home which is located at 1131 Hospital Drive in Dewitt, Iowa that offers a brief respite for adults experiencing a mental health crisis. Individuals may call 563-659-1171 to access the service.
- Crisis Stabilization Residential Services provided by Vera French Community Mental Health Center are available to provide a short term stay for stabilization, less than five (5) days, providing an alternative to hospitalization. It creates another time and space for further evaluation and linkage to services. This service is available to all residents of the Region and located at 2357 W 11th St in Davenport, Iowa and serves Adults only. Individuals may access this service by calling 563-396-3017.

On 7/1/2020, the Region entered into a 7th Amendment to the Regional Mental Health Services Agreement. Included in this Agreement were services outlined below:

- 24/7 Emergency Department Telehealth Assessment Services (*Crisis Evaluations*) are operational within seven (7) Emergency Departments in the Region. Telehealth is linked to the Robert Young Center’s Crisis Stabilization Unit in Rock Island, Illinois and access is available to a Qualified Mental Health Professional (QMHP) to assess the individual in order to recommend an appropriate level of care.
- Care Coordinator Positions, referred to as the “Pitchers” because they “pitch” to outside agencies, are embedded within the local hospitals Emergency Department’s (ED) to assist with care coordination within the ED and link individuals with services post-discharge.
- Community Care Coordinator Positions in the Region are referred to as “Catchers” because they “catch” the referral from the ED Care Coordinators and also from a variety of other sources. The catcher staff position is available to assist with post discharge from the Emergency Department or, an inpatient hospital stay, jail, or a variety of other sources.
- Justice Involved Care Coordinator is a Licensed Position Staff who is able to offer Civil Commitment Mobile Pre-Screens and Mental Health Service Re-Connection to inmates in County jails.
- Co-Occurring Care Coordinator Staff are embedded within local substance abuse providers within the Region. The staff is able to complete an assessment, known as the American Society of Addiction Medicine-ASAM in order to determine appropriate level of care as it pertains to Substance Abuse treatment.
- Peer Support Services including Peer Recovery Specialists and Drop-In Centers.
- A Peer-run respite home.
- A Pilot Project Liaison with Law Enforcement.
- Workforce Development and Trainings.
- Mobile Crisis Outreach.
- Crisis Stabilization Residential Services for Adults.

E. Outcomes/Regional Accomplishments in FY21

A. The EI Region Children's System Development:

During FY 21, the EI Region struggled with long term financial stability in terms of implementing the Children's Behavioral Health System. Once SF 619 was passed in May of 2021, the Governing Board of the EI Region allocated funds for the Children's Behavioral Health Coordinator position under the 9th Amendment to the Regional Mental Health Crisis Services Agreement.

B. Enhancement of the EI Region's Website:

The EI Region worked with the original website developer to make enhancements to improve end-user experiences. The website redesign also ensured the Crisis Hotline phone number was easily and readily accessible to viewers.

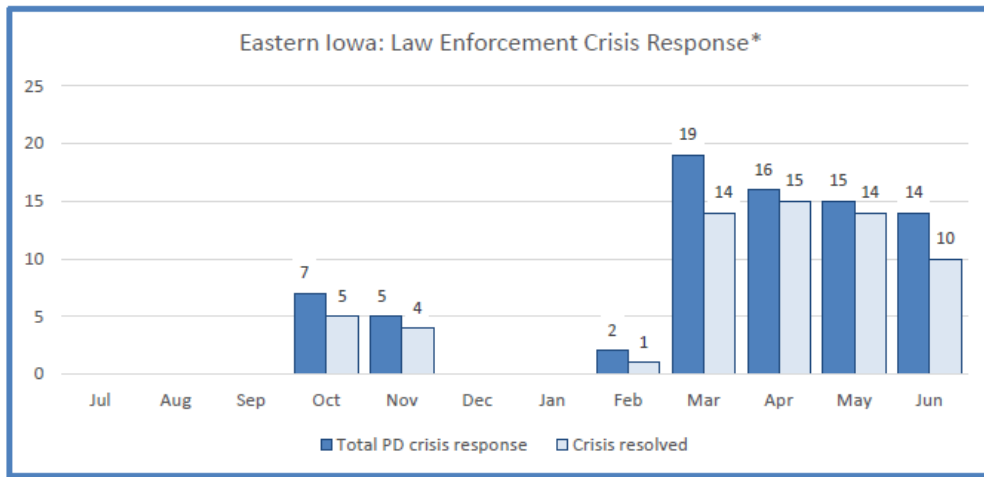
C. The Coronavirus Aid, Relief and Economic Security (CARES) Act:

The EI Region received funds in relation to the CARES Act in August of 2020 in the amount of \$2,859,079.67. Funds were provided to 19 school districts in the amount of \$1,005,887.74 and 29 providers received \$1,825,479.78. The process of distribution of the funds resulted in four (4) rounds of RFP's being issued with the focus on providing a variety of resources to ensure safety and wellbeing of staff, children and adults within the Region. The final determination for funding was made by the Governing Board in all four (4) rounds. Total expended was \$2,831,367.52

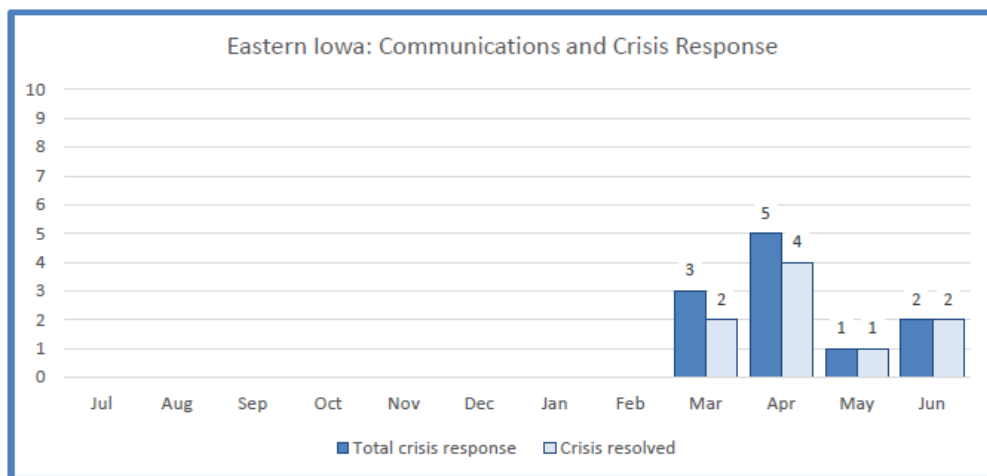
D. Pilot Project for a Law Enforcement Liaison Position:

A pilot project was initiated in FY 21 to determine the need to assist law enforcement in responding to mental health calls. The City of Clinton Police Department had fully embraced the concept and served as the test site. The EI Region Crisis System utilized staff employed under the Crisis System contract. Behavioral Health staff were available on a limited basis to the City of Clinton Police Department and participated weekly in "ride along" to assist with calls related to mental health concerns. Trainings were also provided to the Law Enforcement, Fire Department, EMS and Dispatch Center for staff to assess calls for the use of mobile crisis response.

Initial data collected is located on the two (2) charts below to more fully explore the ongoing need and system development.



*partial data for October and November



This page is intentionally left blank.